



B

**ASAS DE PORTA
E ACESSÓRIOS /
PULL HANDLES AND
ACCESSORIES /
MANILLONES DE
PUERTA Y ACCESORIOS.**

ASAS DE PORTA / PULL HANDLES / MANILLONES.

A JNF TEM UMA VASTA GAMA DE ASAS DE PORTA QUE TOTALIZAM MAIS DE 200 REFERÊNCIAS, DIVERSAS MEDIDAS E TIPOS DE FIXAÇÃO, CRIANDO UMA VARIEDADE DE PRODUTOS QUE PERMITEM ATENDER A QUASE TODAS AS SOLICITAÇÕES.

Todas as nossas asas são fabricadas em aço inoxidável EN 1.4301/AISI304, com acabamentos satinado ou polido.

Para utilização em ambientes mais específicos alguns modelos de asas estão disponíveis com revestimento a titânio, garantindo uma elevadíssima resistência à abrasão e corrosão, o que as torna indicadas para ambientes marinhos, de alta salinidade, como piscinas, laboratórios, etc.

Um rigoroso controlo de qualidade assegura a uniformidade dos acabamentos assim como curvaturas perfeitas e soldaduras imperceptíveis.

A JNF DISPONIBILIZA UMA GAMA DE FIXAÇÕES, QUE PERMITE A INSTALAÇÃO EM TODO O TIPO DE PORTAS.

SISTEMA MULTIFIX:

O sistema de fixação é muito simples, disponível para portas de vidro, metálicas, madeira, PVC, etc, fixação simples e dupla. Tem a grande vantagem de facilmente efectuar qualquer tipo de fixação usando os diferentes acessórios fornecidos.

As asas de porta serão fornecidas em pares com um sistema multifix universal que permite fazer uma asa dupla (madeira ou vidro) ou duas asas simples com fixação para madeira sem ter de furar a porta de um lado ao outro.

(*) No catálogo estão assinaladas as referências que estão disponíveis com este sistema.

A JNF TEM DOIS SISTEMAS DE ASAS MODULARES, OS QUAIS DÃO AO UTILIZADOR A POSSIBILIDADE DE REALIZAR A MEDIDA QUE PRETENDER. DISPONÍVEL PARA TUBOS DE Ø35MM E MEDIDAS ATÉ 3 METROS. OUTRA VANTAGEM DESTES SISTEMAS É A COMPATIBILIDADE DE AMBOS, CRIANDO DESTA FORMA UMA GRANDE VARIEDADE DE ALTERNATIVAS. O FACTO DESTES SISTEMAS SEREM MODULARES PERMITE A SUA UTILIZAÇÃO EM SITUAÇÕES BASTANTE DISTINTAS COMO, POR EXEMPLO, PARA CRIAR SISTEMAS DE CORRIMÃO, VARANDINS, ETC.

JNF HAS A WIDE RANGE OF DOOR HANDLES TOTALING MORE THAN 200 REFERENCES, SEVERAL MEASURES AND TYPES OF FITTINGS, CREATING A VARIETY OF PRODUCTS THAT CAN MEET ALMOST ALL REQUESTS.

All our handles are made in stainless steel EN 1.4301/AISI304, satin finish or polished, depending on models.

For use in specific environments, some models of handles are available with titanium coating, ensuring a very high resistance to abrasion and corrosion, making them suitable for marine environments, high salinity, such as swimming pools, laboratories, etc.

A rigorous quality control ensures that the finishes and bends are perfect and welds imperceptible.

JNF OFFERS A RANGE OF FIXING SYSTEMS, WHICH ALLOWS INSTALLATION IN ALL TYPES OF DOORS.

MULTIFIX SYSTEM:

The fastening system is very simple, available for glass, metal, wood, and PVC doors, fixation single and back to back. This system has the great advantage to have any fixing way by just changing the provided fittings.

The handles will be provided in pairs with a multifix universal system that allows making a back to back handle (wood or metal) or two single handles fastened to wood without having to drill the door side to side.

(*) The references that are available with this system are indicated in the catalogue.

BEYOND THE SETTINGS JNF HAS TWO SYSTEMS OF MODULAR DOOR HANDLES, CREATED TO GIVE THE USER THE FREEDOM TO MAKE ANY DIMENSION THAT HE INTENDS. AVAILABLE FOR Ø35MM TUBE AND DIMENSIONS UP TO 3 METERS. ANOTHER ADVANTAGE OF THESE SYSTEMS IS THE COMPATIBILITY OF BOTH, CREATING BY THIS WAY A GREAT VARIETY OF ALTERNATIVES. THESE MODULAR SYSTEMS ALLOWS IT TO USE IN SO MANY DISTINCT SITUATIONS AS FOR EXAMPLE TO CREATE HAND RAILING SYSTEMS, PROTECTIONS, ETC.

JNF TIENE UNA AMPLIA GAMA DE MANILLAS DE PUERTA, UN TOTAL DE MÁS DE 200 REFERENCIAS, VARIAS MEDIDAS Y TIPOS DE FIJACIONES, UNA GRAN VARIEDAD DE PRODUCTOS QUE PUEDEN SATISFACER CASI TODAS LAS SOLICITUDES.

Todos nuestros manillones son hechos en acero inoxidable EN 1.4301/AISI304, acabado satinado o pulido, dependiendo de los modelos.

Para uso en entornos específicos, algunos modelos están disponibles con recubrimiento de titanio, asegurando muy alta resistencia a la abrasión y corrosión, conveniente para los ambientes marinos, la alta salinidad, tales como piscinas, laboratorios, etc.

Un riguroso control de calidad garantiza que los acabados y curvas perfectas y soldaduras imperceptibles.

JNF OFRECE UNA GAMA DE ACCESORIOS, QUE PERMITE LA INSTALACIÓN EN TODO TIPO DE PUERTAS.


SISTEMA MULTIFIX:

El sistema de sujeción es muy simple, disponible para puertas de cristal, metal, madera, PVC, etc, fijación simple o doble. Tiene la gran ventaja de poder realizar fácilmente cualquier tipo de fijación utilizando los diferentes accesorios suministrados.

Las manillas de las puertas se suministrarán por parejas con sistema multifix universal que permite realizar una manilla doble (madera o cristal) o dos manillas simples con fijación en madera sin tener que taladrar la puerta de un lado a otro.

(*) Las referencias que están disponibles con este sistema están indicadas en el catálogo.

JNF TIENE DOS SISTEMAS DE MANILLONES MODULARES, LOS CUALES DAN AL UTILIZADOR LA POSIBILIDAD DE HACER LA DIMENSIÓN PRETENDIDA. DISPONIBLE EN TUBOS CON Ø35MM Y DIMENSIONES HASTA 3 METROS. OTRA VENTAJA DE ESTOS SISTEMAS ES LA COMPATIBILIDAD DE AMBOS, CREANDO UNA GRAN VARIEDAD DE ALTERNATIVAS. ESTOS SISTEMAS MODULARES PERMITEN QUE SE UTILICE EN MUCHAS SITUACIONES DISTINTAS COMO POR EJEMPLO CREAR SISTEMAS DE PASAMANOS, ETC.



ASAS DE PORTA / PULL HANDLES / MANILLONES.



NEW

IN.07.131.D ARCHI SKETCH
Asa de porta dupla / Double door handle / Manillon de puerta doble.

.P
Polido / Mirror polished / Pulido

.TB
PVD Titanium black

.TG
PVD Titanium gold

.TCO
PVD Titanium copper

.TCH
PVD Titanium chocolate



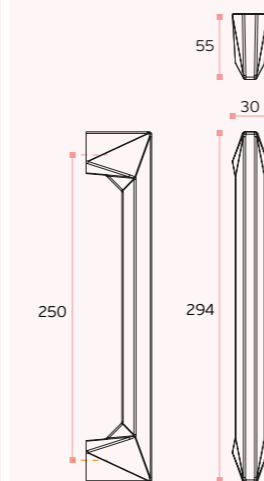
MATERIAL: EN 1.4301 / AISI 304

ACABAMENTO / FINISH / ACABADO: STANDARD: SATINADO / SATIN / SATIN

OPTIONAL: PVD TITANIUM COATED

.TB / .TG / .TCO / .TCH

DESIGN: CHRISTIAN MAGALHÃES



IN.07.131.D.TB Titanium Black



IN.07.131.D.TG Titanium Gold



IN.07.131.D.TCO Titanium Copper



IN.07.131.D.TCH Titanium Chocolate

TUBULAR

ACESSÓRIOS / ACCESSORIES

MFU M8 --- INCLUDED

OPCIONAL VIDRO / OPTIONAL GLASS

IN.08.MFU.DV.131 Dupla para vidro / double glass

IN.08.MFU.SV.131 Simples vidro / single glass

ASAS DE PORTA / PULL HANDLES / MANILLONES.



NEW

IN.07.381.D. WOOD NATUR
Asa de porta dupla / Double door handle / Manillon de puerta doble.

.P
Polido / Mirror polished / Pulido

.TB
PVD Titanium black

.TG
PVD Titanium gold

.TCO
PVD Titanium copper

.TCH
PVD Titanium chocolate



MATERIAL: EN 1.4301 / AISI 304 + MADEIRA / WOOD / MADERA

ACABAMENTO / FINISH / ACABADO: STANDARD: SATINADO / SATIN / SATIN

OPTIONAL: POLIDO/POLISHED/PULIDO

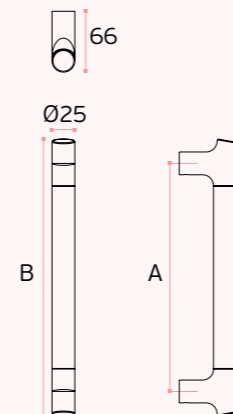
.P

OPTIONAL: PVD TITANIUM COATED

.TB / .TG / .TCO / .TCH

A	B
250	305
425	480
600	655

DESIGN: PEDRO QUEIRÓS



.BE
Bétula / Birch

.BB
Bambu / Bamboo

.C
Carvalho / Oak

.BW
Black Wood



SOLID ■

ACESSÓRIOS / ACCESSORIES

MFU M8 --- INCLUDED

OPCIONAL VIDRO / OPTIONAL GLASS

IN.08.MFU.DV.25 Dupla para vidro / double glass

IN.08.MFU.SV.25 Simples vidro / single glass



IN.07.381.D.BE Bétula / Birch



IN.07.381.D.C Carvalho / Oak



IN.07.381.D.BB Bambu / Bamboo



IN.07.381.D.BW Blackwood

ASAS DE PORTA / PULL HANDLES / MANILLONES.

NEW

IN.07.470.D

ART DECO

Asa de porta dupla / Double door handle / Manillon de puerta doble.



MATERIAL: EN 1.4301 / AISI 304

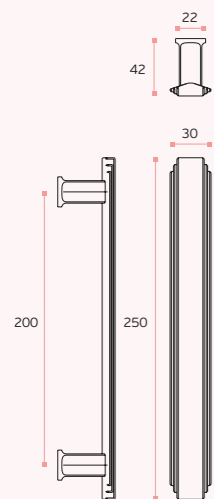
ACABAMENTO / FINISH / ACABADO: STANDARD: SATINADO / SATIN / SATIN

OPTIONAL:

POLIDO / POLISHED / PULIDO (.P)

PVD TITANIUM COATED

.TB / .TG / .TCO / .TCH



NEW

IN.07.471.S

ART DECO

Asa de porta simples / Simple door handle / Manillon de puerta simple.



MATERIAL: EN 1.4301 / AISI 304

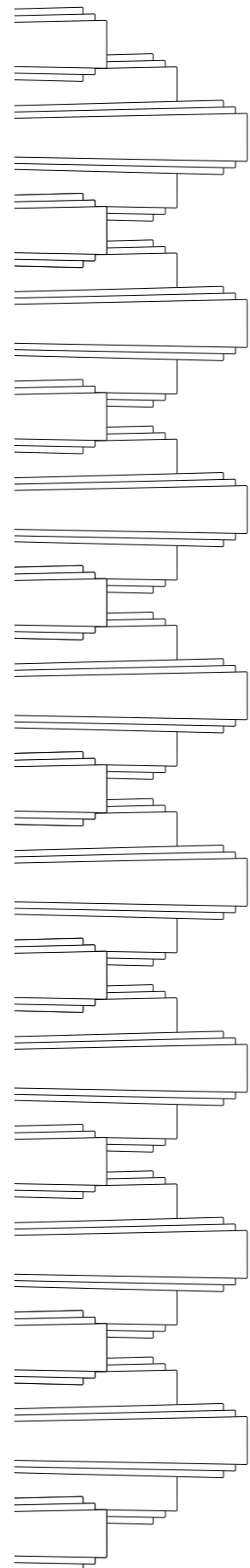
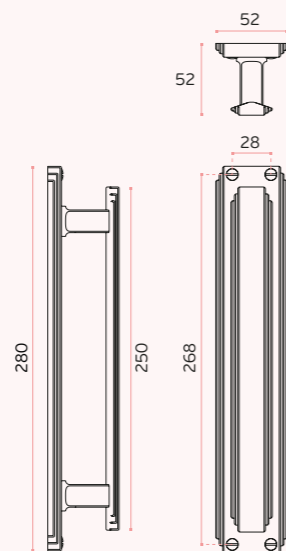
ACABAMENTO / FINISH / ACABADO: STANDARD: SATINADO / SATIN / SATIN

OPTIONAL:

POLIDO / POLISHED / PULIDO (.P)

PVD TITANIUM COATED

.TB / .TG / .TCO / .TCH



.P Polido / Mirror polished / Pulido

.TB PVD Titanium black

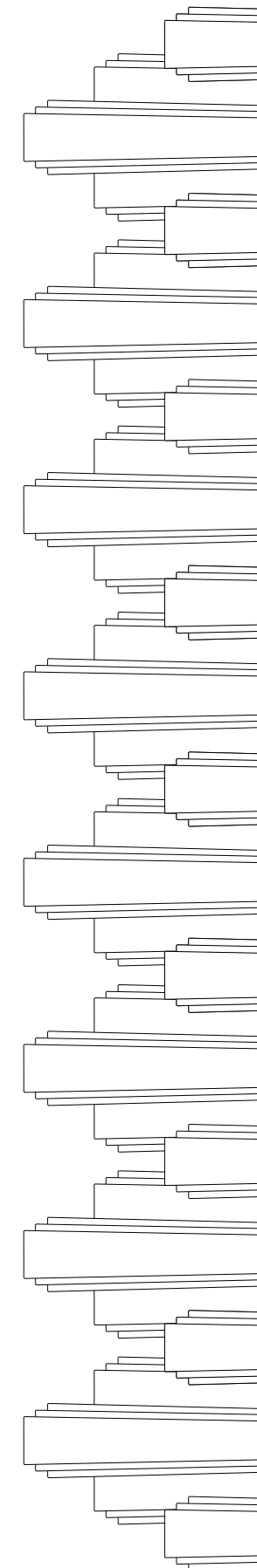

.TG PVD Titanium gold

.TCO PVD Titanium copper

.TCH PVD Titanium chocolate



Accesórios / Accessories / Accesorios



ASAS DE PORTA / PULL HANDLES / MANILLONES.

NEW

IN.07.481.S.C
BAUHAUS COLLECTION
Asa de porta simples / Simple door handle / Manillon de puerta simple.

- .P
- .TB
- .TG
- .TCO
- .TCH

MATERIAL: EN 1.4301 / AISI 304 + MADEIRA / WOOD / MADERA

MATERIAL: EN 1.4301 / AISI 304 + CELLULOSE ACETATE

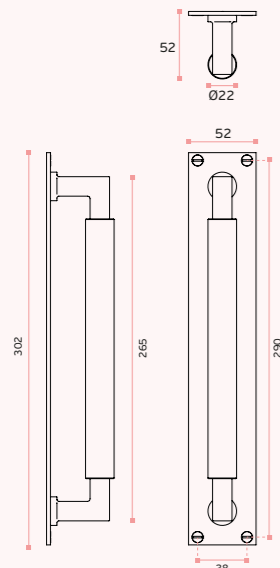
ACABAMENTO / FINISH / ACABADO: STANDARD: SATINADO / SATIN / SATIN

OPTIONAL: POLIDO/POLISHED/PULIDO

.P

OPTIONAL: PVD TITANIUM COATED

.TB / .TG / .TCO / .TCH



IN.07.481.S.OP1
Cellulose Acetate



IN.07.481.S.OP2
Cellulose Acetate



IN.07.481.S.BB
Bambu / Bamboo



IN.07.481.S.BE
Bétula / Birch



IN.07.481.S.BW
Blackwood

.P
Polido
Mirror polished
Pulido

.TB
PVD
Titanium
black

.TG
PVD
Titanium
gold

.TCO
PVD
Titanium
copper

.TCH
PVD
Titanium
chocolate


.P
Polido
Mirror polished
Pulido

.TB
PVD
Titanium
black

.TG
PVD
Titanium
gold

.TCO
PVD
Titanium
copper

.TCH
PVD
Titanium
chocolate



NEW

IN.07.480.S.C
BAUHAUS COLLECTION
Asa de porta simples / Simple door handle / Manillon de puerta simple.

- .P
- .TB
- .TG
- .TCO
- .TCH

MATERIAL: EN 1.4301 / AISI 304 + MADEIRA / WOOD / MADERA

MATERIAL: EN 1.4301 / AISI 304 + CELLULOSE ACETATE

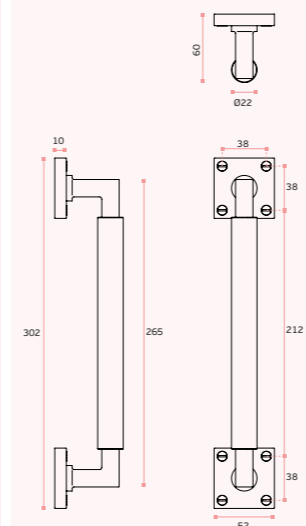
ACABAMENTO / FINISH / ACABADO: STANDARD: SATINADO / SATIN / SATIN

OPTIONAL: POLIDO/POLISHED/PULIDO

.P

OPTIONAL: PVD TITANIUM COATED

.TB / .TG / .TCO / .TCH



IN.07.480.S.OP1
Cellulose Acetate



IN.07.401.S.OP2
Cellulose Acetate



IN.07.480.S.BB
Bambu / Bamboo



IN.07.480.S.BE
Bétula / Birch



IN.07.480.S.BW
Blackwood

ASAS DE PORTA / PULL HANDLES / MANILLONES.



NEW

IN.07.490.S.C
DUCTH COLLECTION
 Asa de porta simples / Simple door handle / Manillon de puerta simple.

.P
 Polido / Mirror polished / Pulido

.TB
 PVD Titanium black

.TG
 PVD Titanium gold

.TCO
 PVD Titanium copper

.TCH
 PVD Titanium chocolate



MATERIAL: EN 1.4301 / AISI 304 + MADEIRA / WOOD / MADERA

MATERIAL: EN 1.4301 / AISI 304 + CELLULOSE ACETATE

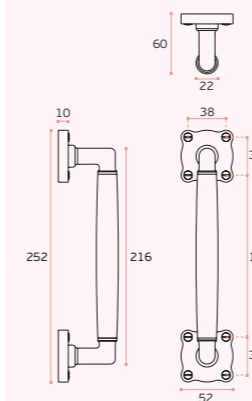
ACABAMENTO / FINISH / ACABADO: STANDARD: SATINADO / SATIN / SATIN

OPTIONAL: POLIDO/POLISHED/PULIDO

.P

OPTIONAL: PVD TITANIUM COATED

.TB / .TG / .TCO / .TCH



.BE
 Bétula / Birch

.BB
 Bambu / Bamboo

.C
 Carvalho / Oak

.BW
 Black Wood



IN.07.490.S.OP1
 Cellulose Acetate



IN.07.490.S.OP2
 Cellulose Acetate



IN.07.490.S.BE
 Bétula / Birch



IN.07.490.S.BB
 Bambu / Bamboo



IN.07.490.S.BW
 Blackwood

ASAS DE PORTA / PULL HANDLES / MANILLONES.

NEW

IN.07.532.S
SLIM ROUNDED
Asa de porta simples / Simple door handle / Manillon de puerta simple.

.TB .TG .TCO .TCH

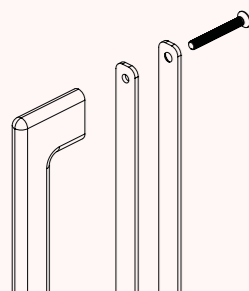
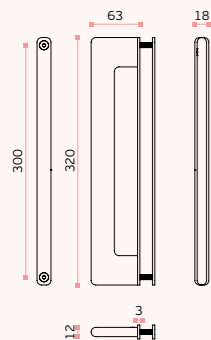
MATERIAL: EN 1.4301 / AISI 304

ACABAMENTO / FINISH / ACABADO:
STANDARD: SATINADO / SATIN / SATIN

OPTIONAL: PVD TITANIUM COATED

.TB / .TG / .TCO / .TCH


DESIGN: PEDRO QUEIRÓS



TUBULAR

ACESSÓRIOS / ACCESSORIES

IN.08.GSL
Opcional vidro / Optional glass



IN.07.532.S.TB
Titanium Black



IN.07.532.S.TCO
Titanium Copper



IN.07.532.S.TG
Titanium Gold



IN.07.532.S.TCH
Titanium Chocolate

P
Polido
Mirror polished
Pulido

.TB
PVD
Titanium
black

.TG
PVD
Titanium
gold

.TCO
PVD
Titanium
copper

.TCH
PVD
Titanium
chocolate

P
Polido
Mirror polished
Pulido

.TB
PVD
Titanium
black

.TG
PVD
Titanium
gold

.TCO
PVD
Titanium
copper

.TCH
PVD
Titanium
chocolate



ACESSÓRIOS / ACCESSORIES / Accesorios

Pg. 444

NEW

IN.07.532.D
SLIM ROUNDED
Asa de porta dupla / Double door handle / Manillon de puerta doble.

.TB .TG .TCO .TCH

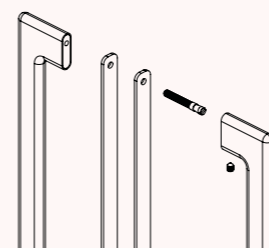
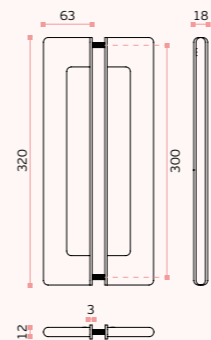
MATERIAL: EN 1.4301 / AISI 304

ACABAMENTO / FINISH / ACABADO:
STANDARD: SATINADO / SATIN / SATIN

OPTIONAL: PVD TITANIUM COATED

.TB / .TG / .TCO / .TCH


DESIGN: PEDRO QUEIRÓS



TUBULAR

ACESSÓRIOS / ACCESSORIES

IN.08.GSL
Opcional vidro / Optional glass



IN.07.532.D.TB
Titanium Black




IN.07.532.D.TG
Titanium Gold



ACESSÓRIOS / ACCESSORIES / Accesorios

Pg. 444

ASAS DE PORTA / PULL HANDLES / MANILLONES.



IN.07.432
SLIM SQUARE
Asa de porta dupla / Double door handle / Manillon de puerta doble.

P
Polido
Mirror polished
Pulido

.TB
PVD
Titanium
black

.TG
PVD
Titanium
gold

.TCO
PVD
Titanium
copper

.TCH
PVD
Titanium
chocolate



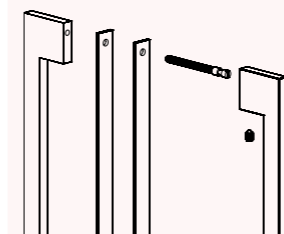
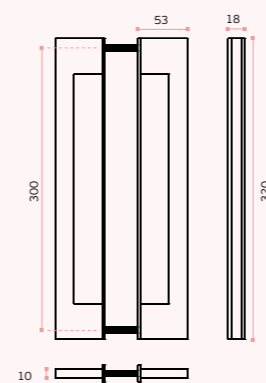
MATERIAL: EN 1.4301 / AISI 304

ACABAMENTO / FINISH / ACABADO:
STANDARD: SATINADO / SATIN / SATIN

OPTIONAL: PVD TITANIUM COATED

.TB / .TG / .TCO / .TCH

DESIGN: PEDRO QUEIRÓS



Accessórios / Accessories / Accesorios

ACESSÓRIOS / ACCESSORIES

IN.08.GSL
Opcional vidro / Optional glass

IN.07.432.S
SLIM SQUARE
Asa de porta simples / Single door handle / Manillon de puerta sencilla.



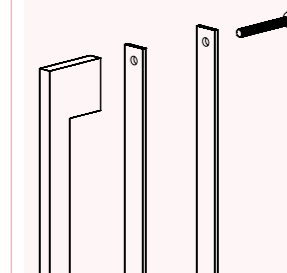
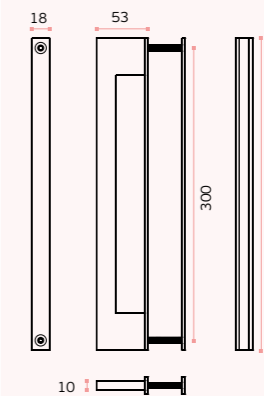
MATERIAL: EN 1.4301 / AISI 304

ACABAMENTO / FINISH / ACABADO:
STANDARD: SATINADO / SATIN / SATIN

OPTIONAL: PVD TITANIUM COATED

.TB / .TG / .TCO / .TCH

DESIGN: PEDRO QUEIRÓS



ACESSÓRIOS / ACCESSORIES

IN.08.GSL
Opcional vidro / Optional glass

ASAS DE PORTA / PULL HANDLES / MANILLONES.

IN.07.177.D

TOKYO
Asa de porta dupla / Double door handle / Manillon de puerta doble.



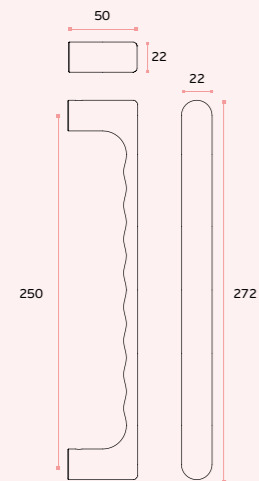
MATERIAL: EN 1.4301 / AISI 304

ACABAMENTO / FINISH / ACABADO: SATINADO / SATIN / SATIN

OPTIONAL: PVD TITANIUM COATED

.TB / .TG / .TCO / .TCH

DESIGN: CHRISTIAN MAGALHÃES



IN.07.177.D.TB
Titanium Black



IN.07.177.D.TCO
Titanium Copper



IN.07.177.D.TG
Titanium Gold



IN.07.177.D.TCH
Titanium Chocolate

.P
Polido
Mirror polished
Pulido

.TB
PVD
Titanium
black

.TG
PVD
Titanium
gold

.TCO
PVD
Titanium
copper

.TCH
PVD
Titanium
chocolate

.P
Polido
Mirror polished
Pulido

.TB
PVD
Titanium
black

.TG
PVD
Titanium
gold

.TCO
PVD
Titanium
copper

.TCH
PVD
Titanium
chocolate



Accessórios / Accessories / Accesorios

Pg. 444



Accessórios / Accessories / Accesorios

Pg. 444

IN.07.178.D

KYOTO
Asa de porta dupla / Double door handle / Manillon de puerta doble.



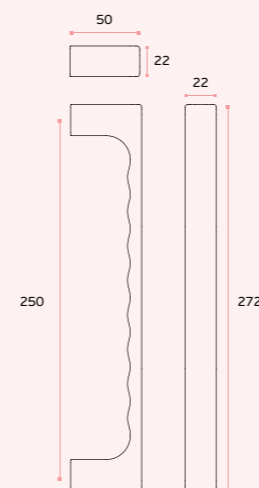
MATERIAL: EN 1.4301 / AISI 304

ACABAMENTO / FINISH / ACABADO: SATINADO / SATIN / SATIN

OPTIONAL: PVD TITANIUM COATED

.TB / .TG / .TCO / .TCH

DESIGN: CHRISTIAN MAGALHÃES



SOLID ■

ACESSÓRIOS / ACCESSORIES

MFU M8 --- INCLUDED

OPCIONAL VIDRO / OPTIONAL GLASS

IN.08.MFU.DVQ.25
Dupla para vidro / double glass

IN.08.MFU.SVQ.25
Simples vidro / single glass

IN.07.179.D

YOKOHAMA
Asa de porta dupla / Double door handle / Manillon de puerta doble.



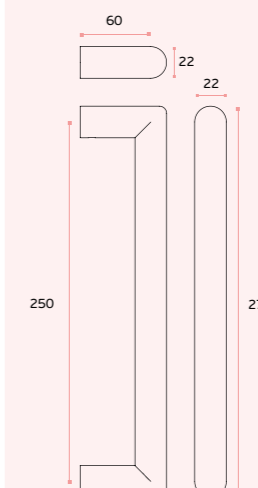
MATERIAL: EN 1.4301 / AISI 304

ACABAMENTO / FINISH / ACABADO: SATINADO / SATIN / SATIN

OPTIONAL: PVD TITANIUM COATED

.TB / .TG / .TCO / .TCH

DESIGN: CHRISTIAN MAGALHÃES



TUBULAR □

ACESSÓRIOS / ACCESSORIES

MFU M8 --- INCLUDED

OPCIONAL VIDRO / OPTIONAL GLASS

IN.08.MFU.DV.25
Dupla para vidro / double glass

IN.08.MFU.SV.25
Simples vidro / single glass

ASAS DE PORTA / PULL HANDLES / MANILLONES.

IN.07.002.D

MÉTRIC
Asa de porta dupla / Double door handle / Manillon de puerta doble.



MATERIAL: EN 1.4301 / AISI 304

ACABAMENTO / FINISH / ACABADO: SATINADO / SATIN / SATIN

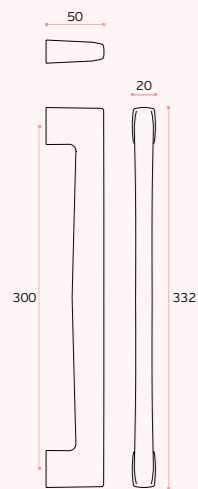
OPTIONAL: POLIDO/POLISHED/PULIDO

.P

OPTIONAL: PVD TITANIUM COATED

.TB / .TG / .TCO / .TCH

DESIGN: MIGUEL VASCONCELOS



TUBULAR

ACESSÓRIOS / ACCESSORIES

MFU M6 --- INCLUDED

OPCIONAL VIDRO / OPTIONAL GLASS

IN.08.MFU.DV0.002
Dupla para vidro / double glass

IN.08.MFU.SV0.002
Simples vidro / single glass



IN.07.002.D.TB
Titanium Black



IN.07.002.D.TG
Titanium Gold



IN.07.002.D.TCO
Titanium Copper



IN.07.002.D.TCH
Titanium Chocolate



IN.07.002.D.P
Polido / Polished / Pulido

.P
Polido
Mirror polished
Pulido

.TB
PVD
Titanium
black

.TG
PVD
Titanium
gold

.TCO
PVD
Titanium
copper

.TCH
PVD
Titanium
chocolate

.P
Polido
Mirror polished
Pulido

.TB
PVD
Titanium
black

.TG
PVD
Titanium
gold

.TCO
PVD
Titanium
copper

.TCH
PVD
Titanium
chocolate



Accessórios /
Accessories /
Accesorios

Pg. 444



Accessórios /
Accessories /
Accesorios

Pg. 444

IN.07.031.D

Asa de porta dupla / Double door handle / Manillon de puerta doble.



MATERIAL: EN 1.4301 / AISI 304

ACABAMENTO / FINISH / ACABADO: STANDARD: SATINADO / SATIN / SATIN

OPTIONAL: PVD TITANIUM COATED

.TB / .TG / .TCO / .TCH



TUBULAR

ACESSÓRIOS / ACCESSORIES

MFU M8 --- INCLUDED

OPCIONAL VIDRO / OPTIONAL GLASS

IN.08.MFU.DV.25
Dupla para vidro / double glass

IN.08.MFU.SV.25
Simples vidro / single glass



IN.07.141.D

ARCO
Asa de porta dupla / Double door handle / Manillon de puerta doble.

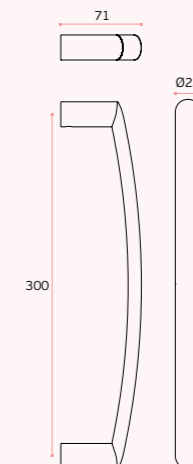


MATERIAL: EN 1.4301 / AISI 304

ACABAMENTO / FINISH / ACABADO: STANDARD: SATINADO / SATIN / SATIN

OPTIONAL: PVD TITANIUM COATED

.TB / .TG / .TCO / .TCH



TUBULAR

ACESSÓRIOS / ACCESSORIES

MFU M8 --- INCLUDED

OPCIONAL VIDRO / OPTIONAL GLASS

IN.08.MFU.DV.25
Dupla para vidro / double glass

IN.08.MFU.SV.25
Simples vidro / single glass



ASAS DE PORTA / PULL HANDLES / MANILLONES.



IN.07.123.16.D...KN
NATUR WATCH
Asa de porta dupla / Double door handle / Manillon de puerta doble.

.TB
 PVD
 Titanium
 black

.TG
 PVD
 Titanium
 gold

.TCO
 PVD
 Titanium
 copper

.TCH
 PVD
 Titanium
 chocolate




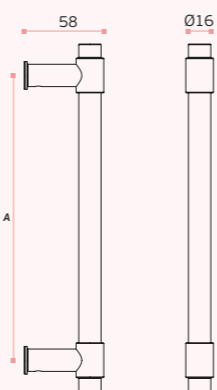
MATERIAL: EN 1.4301 / AISI 304

ACABAMENTO / FINISH / ACABADO:
STANDARD: SATINADO / SATIN / SATIN

OPTIONAL: PVD TITANIUM COATED

.TB / .TG / .TCO / .TCH

A	B
200	244
300	344



IN.07.123.16.D.KN.TB
 Titanium Black



IN.07.123.16.D.KN.TG
 Titanium Gold



IN.07.123.16.D.KN.TCO
 Titanium Copper



IN.07.123.16.D.KN.TCH
 Titanium Chocolate

SOLID ■

ACESSÓRIOS / ACCESSORIES

MFU M6 --- INCLUDED

OPCIONAL VIDRO / OPTIONAL GLASS

IN.08.MFU.DV.19
 Dupla para vidro / double glass

IN.08.MFU.SV.19
 Simples vidro / single glass

Accessories /
 Accesorios /
 Pg. 444

ASAS DE PORTA / PULL HANDLES / MANILLONES.

IN.07.123.D

NATUR
Asa de porta dupla / Double door handle / Manillon de puerta doble.



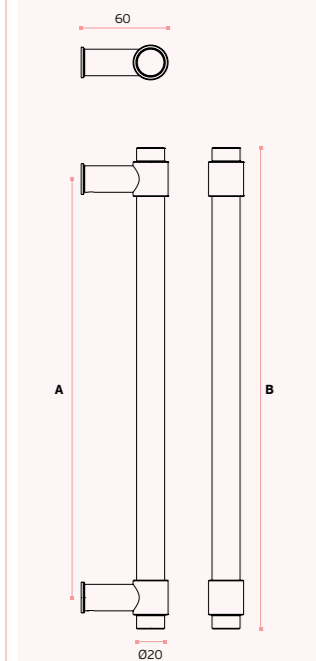
MATERIAL: EN 1.4301 / AISI 304

ACABAMENTO / FINISH / ACABADO:
STANDARD: SATINADO / SATIN / SATIN

OPTIONAL: PVD TITANIUM COATED

.TB / .TG / .TCO / .TCH

A	B
300	344
600	644
900	944



SOLID ■

ACESSÓRIOS / ACCESSORIES

MFU M6 --- INCLUDED

OPCIONAL VIDRO / OPTIONAL GLASS

IN.08.MFU.DV.19
Dupla para vidro / double glass

IN.08.MFU.SV.19
Simples vidro / single glass



IN.07.123.16.D

NATUR
Asa de porta dupla / Double door handle / Manillon de puerta doble.



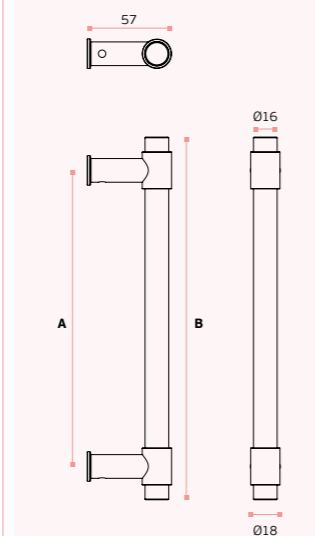
MATERIAL: EN 1.4301 / AISI 304

ACABAMENTO / FINISH / ACABADO:
STANDARD: SATINADO / SATIN / SATIN

OPTIONAL: PVD TITANIUM COATED

.TB / .TG / .TCO / .TCH

A	B
200	244
300	344



SOLID ■

ACESSÓRIOS / ACCESSORIES

MFU M6 --- INCLUDED

OPCIONAL VIDRO / OPTIONAL GLASS

IN.08.MFU.DV.19
Dupla para vidro / double glass

IN.08.MFU.SV.19
Simples vidro / single glass



.P
Polido
Mirror polished
Pulido

.TB
PVD
Titanium
black

.TG
PVD
Titanium
gold

.TCO
PVD
Titanium
copper

.TCH
PVD
Titanium
chocolate

.P
Polido
Mirror polished
Pulido

.TB
PVD
Titanium
black

.TG
PVD
Titanium
gold

.TCO
PVD
Titanium
copper

.TCH
PVD
Titanium
chocolate

Accessórios / Accessories / Accesorios

Pg. 444

NEW

IN.07.145.B

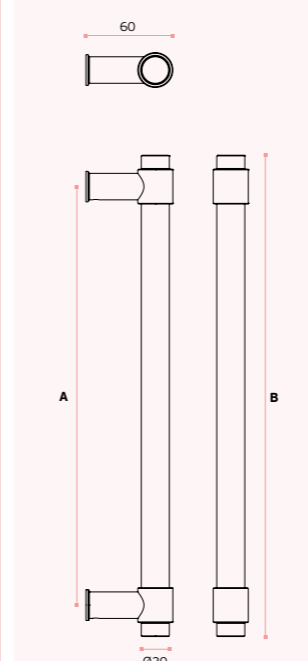
NATUR BLACK
Asa de porta dupla / Double door handle / Manillon de puerta doble.

MATERIAL: ALUMINIO / ALUMINIUM

ACABAMENTO / FINISH / ACABADO:
STANDARD: RAL 9005

PRETO / BLACK / NEGRO

A	B
200	244
300	344
600	644



SOLID ■

ACESSÓRIOS / ACCESSORIES

MFU M6 --- INCLUDED

OPCIONAL VIDRO / OPTIONAL GLASS

IN.08.MFU.DV.19
Dupla para vidro / double glass

IN.08.MFU.SV.19
Simples vidro / single glass



NEW

IN.07.145.W

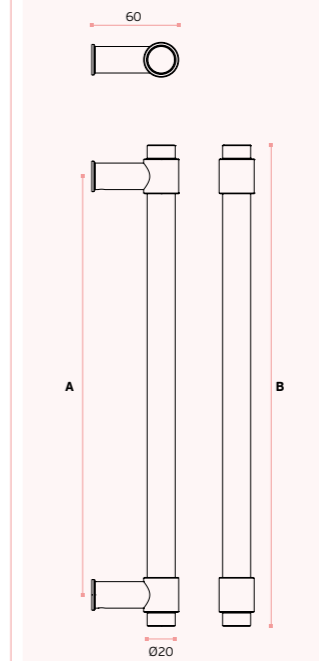
NATUR WHITE
Asa de porta dupla / Double door handle / Manillon de puerta doble.

MATERIAL: ALUMINIO / ALUMINIUM

ACABAMENTO / FINISH / ACABADO:
STANDARD: RAL 9016

BRANCO / WHITE / BLANCO

A	B
200	244
300	344
600	644



SOLID ■

ACESSÓRIOS / ACCESSORIES

MFU M6 --- INCLUDED

OPCIONAL VIDRO / OPTIONAL GLASS

IN.08.MFU.DV.19
Dupla para vidro / double glass

IN.08.MFU.SV.19
Simples vidro / single glass



Accessórios / Accessories / Accesorios

Pg. 444

ASAS DE PORTA / PULL HANDLES / MANILLONES.

IN.07.142.D SQUARE

Asa de porta dupla / Double door handle / Manillon de puerta doble.



MATERIAL: EN 1.4301 / AISI 304

ACABAMENTO / FINISH / ACABADO: STANDARD: SATINADO + POLIDO / SATIN + POLISHED / SATIN + PULIDO



SOLID ■

ACESSÓRIOS / ACCESSORIES

MFU M8 --- INCLUDED

OPCIONAL VIDRO / OPTIONAL GLASS

IN.08.MFU.DVQ.30 Dupla para vidro / double glass

IN.08.MFU.SVQ.30 Simples vidro / single glass

IN.07.153.D SQUARE

Asa de porta dupla / Double door handle / Manillon de puerta doble.

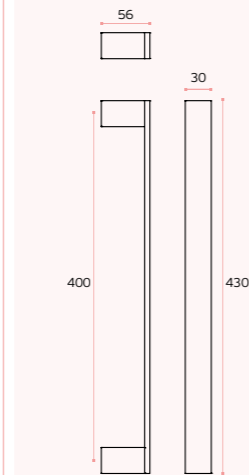


MATERIAL: EN 1.4301 / AISI 304

ACABAMENTO / FINISH / ACABADO: STANDARD: SATINADO / SATIN / SATIN

OPTIONAL: PVD TITANIUM COATED

.TB / .TG / .TCO / .TCH



SOLID ■

ACESSÓRIOS / ACCESSORIES

MFU M8 --- INCLUDED

OPCIONAL VIDRO / OPTIONAL GLASS

IN.08.MFU.DVQ.30 Dupla para vidro / double glass

IN.08.MFU.SVQ.30 Simples vidro / single glass

P Polido Mirror polished Pulido

.TB PVD Titanium black

.TG PVD Titanium gold

.TCO PVD Titanium copper

.TCH PVD Titanium chocolate

P Polido Mirror polished Pulido

.TB PVD Titanium black

.TG PVD Titanium gold

.TCO PVD Titanium copper

.TCH PVD Titanium chocolate

Accessórios / Accessories / Accesorios

Pg. 444

IN.07.201.600

Asas para portas de correr / Pull handles for sliding doors / Manillones para puertas correderas.

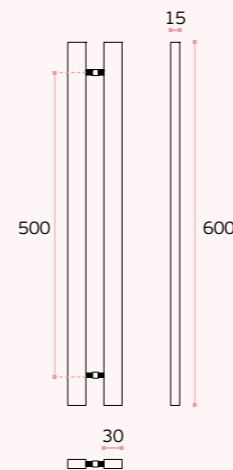


MATERIAL: EN 1.4301 / AISI 304

ACABAMENTO / FINISH / ACABADO: STANDARD: SATINADO / SATIN / SATIN

OPTIONAL: PVD TITANIUM COATED

.TB / .TG / .TCO / .TCH



TUBULAR □

ACESSÓRIOS / ACCESSORIES

AAD --- INCLUDED

Accessórios / Accessories / Accesorios

Pg. 444

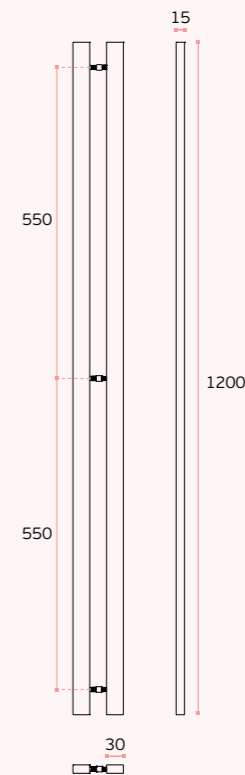
IN.07.201.1200

Asas para portas de correr / Pull handles for sliding doors / Manillones para puertas correderas.



MATERIAL: EN 1.4301 / AISI 304

ACABAMENTO / FINISH / ACABADO: STANDARD: SATINADO / SATIN / SATIN



TUBULAR □

ACESSÓRIOS / ACCESSORIES

AAD --- INCLUDED

ASAS DE PORTA / PULL HANDLES / MANILLONES.

IN.07.010.D

Asa de porta dupla / Double door handle / Manillon de puerta doble.



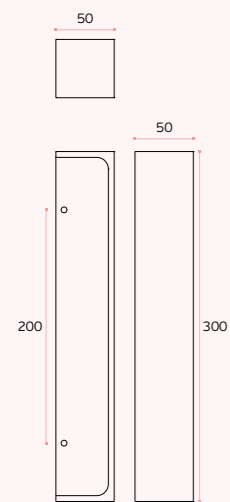
MATERIAL: EN 1.4301 / AISI 304

ACABAMENTO / FINISH / ACABADO: SATINADO / SATIN / SATIN

OPTIONAL: PVD TITANIUM COATED

.TB / .TG / .TCO / .TCH

DESIGN: MIGUEL VASCONCELOS



SOLID ■

ACESSÓRIOS / ACCESSORIES

MFU M6 --- INCLUDED

PREPARADA PARA VIDRO / READY FOR GLASS

IN.07.013.D

Asa de porta dupla / Double door handle / Manillon de puerta doble.



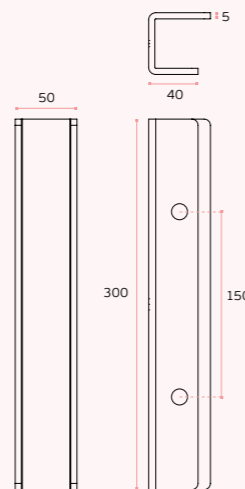
MATERIAL: EN 1.4301 / AISI 304

ACABAMENTO / FINISH / ACABADO: SATINADO / SATIN / SATIN

OPTIONAL: PVD TITANIUM COATED

.TB / .TG / .TCO / .TCH

DESIGN: MIGUEL VASCONCELOS



SOLID ■

ACESSÓRIOS / ACCESSORIES

AAM --- INCLUDED

PREPARADA PARA VIDRO / READY FOR GLASS

.P
Polido
Mirror polished
Pulido

.TB
PVD
Titanium
black

.TG
PVD
Titanium
gold

.TCO
PVD
Titanium
copper

.TCH
PVD
Titanium
chocolate



ACESSÓRIOS / Accessories / Accesorios

Pg. 444



ASAS DE PORTA / PULL HANDLES / MANILLONES.

IN.07.006.D

Asa de porta dupla /
Double door handle /
Manillon de puerta doble.

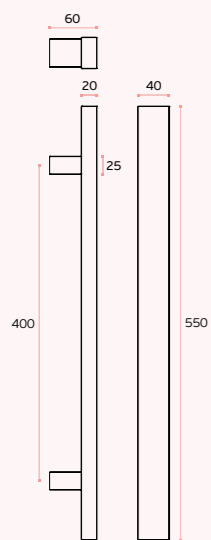


MATERIAL: EN 1.4301 / AISI 304

ACABAMENTO / FINISH / ACABADO:
STANDARD: SATINADO / SATIN / SATIN

OPTIONAL: PVD TITANIUM COATED

.TB / .TG / .TCO / .TCH



TUBULAR

ACESSÓRIOS / ACCESSORIES

MFU M8 --- INCLUDED

OPCIONAL VIDRO / OPTIONAL GLASS

IN.08.MFU.DVR.36X23
Dupla para vidro / double glass

IN.08.MFU.SVR.36X23
Simples vidro / single glass

IN.07.005.D

Asa de porta dupla /
Double door handle /
Manillon de puerta doble.



MATERIAL: EN 1.4301 / AISI 304

ACABAMENTO / FINISH / ACABADO:
STANDARD: SATINADO / SATIN / SATIN

OPTIONAL: PVD TITANIUM COATED

.TB / .TG / .TCO / .TCH

A	B
600	620
1250(*)	1270

(*) Acabamento em PVD titânio até 1000mm
/ PVD titanium finish until 1000mm / Acabado
en PVD titanio hasta 1000mm.



TUBULAR

ACESSÓRIOS / ACCESSORIES

MFU M6 --- INCLUDED

OPCIONAL VIDRO / OPTIONAL GLASS

IN.08.MFU.DVR.40X20
Dupla para vidro / double glass

IN.08.MFU.SVR.40X20
Simples vidro / single glass

P
Polido
Mirror polished
Pulido

.TB
PVD
Titanium
black

.TG
PVD
Titanium
gold

.TCO
PVD
Titanium
copper

.TCH
PVD
Titanium
chocolate

P
Polido
Mirror polished
Pulido

.TB
PVD
Titanium
black

.TG
PVD
Titanium
gold

.TCO
PVD
Titanium
copper

.TCH
PVD
Titanium
chocolate



Accessórios /
Accessories /
Accesorios

Pg. 444



Accessórios /
Accessories /
Accesorios

Pg. 444

IN.07.296.D

Asa de porta dupla /
Double door handle /
Manillon de puerta doble.



MATERIAL: EN 1.4301 / AISI 304

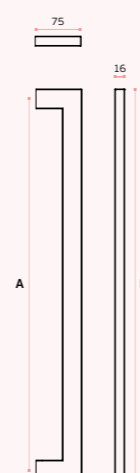
ACABAMENTO / FINISH / ACABADO:
STANDARD: SATINADO / SATIN / SATIN

OPTIONAL: PVD TITANIUM COATED

.TB / .TG / .TCO / .TCH

A	B
600	632
1250(*)	1282

(*) Acabamento em PVD titânio até 1000mm
/ PVD titanium finish until 1000mm / Acabado
en PVD titanio hasta 1000mm.



TUBULAR

ACESSÓRIOS / ACCESSORIES

MFU M6 --- INCLUDED

OPCIONAL VIDRO / OPTIONAL GLASS

IN.08.MFU.DVR.16X32
Dupla para vidro / double glass

IN.08.MFU.SVR.16X32
Simples vidro / single glass

IN.07.143.D

Asa de porta dupla /
Double door handle /
Manillon de puerta doble.

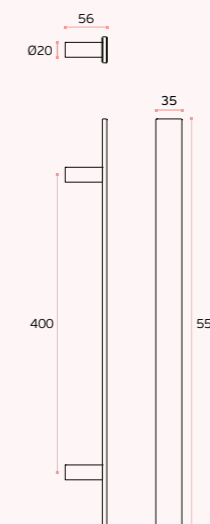


MATERIAL: EN 1.4301 / AISI 304

ACABAMENTO / FINISH / ACABADO:
STANDARD: SATINADO / SATIN / SATIN

OPTIONAL: PVD TITANIUM COATED

.TB / .TG / .TCO / .TCH



SOLID

ACESSÓRIOS / ACCESSORIES

MFU M6 --- INCLUDED

OPCIONAL VIDRO / OPTIONAL GLASS

IN.08.MFU.DV.19
Dupla para vidro / double glass

IN.08.MFU.SV.19
Simples vidro / single glass

ASAS DE PORTA / PULL HANDLES / MANILLONES.

IN.07.200.D.16

Asa de porta dupla /
Double door handle /
Manillon de puerta doble.



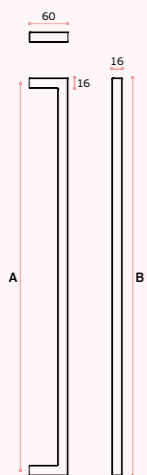
MATERIAL: EN 1.4301 / AISI 304

ACABAMENTO / FINISH / ACABADO:
STANDARD: SATINADO / SATIN / SATIN

OPTIONAL: PVD TITANIUM COATED

.TB / .TG / .TCO / .TCH

A	B
300	316
600	616



TUBULAR

ACESSÓRIOS / ACCESSORIES

MFU M6 --- INCLUDED

OPCIONAL VIDRO / OPTIONAL GLASS

IN.08.MFU.DVQ.16
Dupla para vidro / double glass

IN.08.MFU.SVQ.16
Simples vidro / single glass

IN.07.200.D.25

Asa de porta dupla /
Double door handle /
Manillon de puerta doble.



MATERIAL: EN 1.4301 / AISI 304

ACABAMENTO / FINISH / ACABADO:
STANDARD: SATINADO / SATIN / SATIN

OPTIONAL: PVD TITANIUM COATED

.TB / .TG / .TCO / .TCH

A	B
300	325
600	625
1250(*)	1275

(*) Acabamento em PVD titânio até 1000mm
/ PVD titanium finish until 1000mm / Acabado
en PVD titanio hasta 1000mm.



TUBULAR

ACESSÓRIOS / ACCESSORIES

MFU M8 --- INCLUDED

OPCIONAL VIDRO / OPTIONAL GLASS

IN.08.MFU.DVQ.25
Dupla para vidro / double glass

IN.08.MFU.SVQ.25
Simples vidro / single glass

.P
Polido
Mirror polished
Pulido

.TB
PVD
Titanium
black

.TG
PVD
Titanium
gold

.TCO
PVD
Titanium
copper

.TCH
PVD
Titanium
chocolate



Accessories /
Accesorios /
Accessories

Pg. 444



ASAS DE PORTA / PULL HANDLES / MANILLONES.

IN.07.004.D

Asa de porta dupla /
Double door handle /
Manillon de puerta doble.

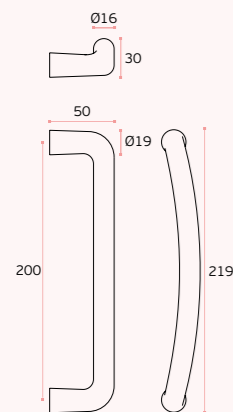


MATERIAL: EN 1.4301 / AISI 304

ACABAMENTO / FINISH / ACABADO:
STANDARD: SATINADO / SATIN / SATIN

OPTIONAL: PVD TITANIUM COATED

.TB / .TG / .TCO / .TCH



SOLID ■

ACESSÓRIOS / ACCESSORIES

MFU M6 --- INCLUDED

OPCIONAL VIDRO / OPTIONAL GLASS

IN.08.MFU.DV.19
Dupla para vidro / double glass

IN.08.MFU.SV.19
Simples vidro / single glass



IN.07.292.D

Asa de porta dupla /
Double door handle /
Manillon de puerta doble.



MATERIAL: EN 1.4301 / AISI 304

ACABAMENTO / FINISH / ACABADO:
STANDARD: SATINADO / SATIN / SATIN

OPTIONAL: PVD TITANIUM COATED

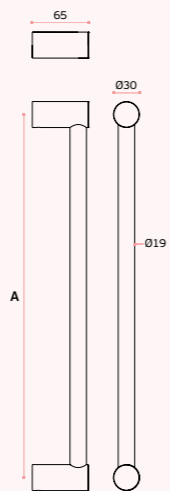
.TB / .TG / .TCO / .TCH

A

250 / 300 / 350 / 425 /

600 / 900 / 1250(*) / 2000(*)

(*) Acabamento em PVD titânio até 1000mm
/ PVD titanium finish until 1000mm / Acabado
en PVD titanio hasta 1000mm.



SEMI SOLID ■

ACESSÓRIOS / ACCESSORIES

MFU M8 --- INCLUDED

OPCIONAL VIDRO / OPTIONAL GLASS

IN.08.MFU.DV.30
Dupla para vidro / double glass

IN.08.MFU.SVO.30
Simples vidro / single glass



P
Polido
Mirror polished
Pulido

.TB
PVD
Titanium
black

.TG
PVD
Titanium
gold

.TCO
PVD
Titanium
copper

.TCH
PVD
Titanium
chocolate

P
Polido
Mirror polished
Pulido

.TB
PVD
Titanium
black

.TG
PVD
Titanium
gold

.TCO
PVD
Titanium
copper

.TCH
PVD
Titanium
chocolate

Accessórios /
Accessories /
Accesorios

Pg. 444

IN.07.295.D

Asa de porta dupla /
Double door handle /
Manillon de puerta doble.



MATERIAL: EN 1.4301 / AISI 304

ACABAMENTO / FINISH / ACABADO:
STANDARD: SATINADO / SATIN / SATIN

OPTIONAL: PVD TITANIUM COATED

.TB / .TG / .TCO / .TCH



TUBULAR □

ACESSÓRIOS / ACCESSORIES

MFU M6 --- INCLUDED

OPCIONAL VIDRO / OPTIONAL GLASS

IN.08.MFU.DVO.295
Dupla para vidro / double glass

IN.08.MFU.SVO.295
Simples vidro / single glass

Accessórios /
Accessories /
Accesorios

Pg. 444



ASAS DE PORTA / PULL HANDLES / MANILLONES.

IN.07.185.D

LOFT

Asa de porta dupla / Double door handle / Manillon de puerta doble.



MATERIAL: EN 1.4301 / AISI 304

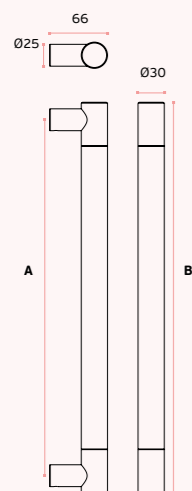
ACABAMENTO / FINISH / ACABADO: STANDARD: SATINADO / SATIN / SATIN + RAL 9005

OPTIONAL: PVD TITANIUM COATED

.TB / .TG / .TCO / .TCH

DESIGN: CHRISTIAN MAGALHÃES

A	B
250	290
400	440
600	640
900	940



SOLID ■

ACESSÓRIOS / ACCESSORIES

MFU M8 --- INCLUDED

OPCIONAL VIDRO / OPTIONAL GLASS

IN.08.MFU.DV.25
Dupla para vidro / double glass

IN.08.MFU.SV.25
Simples vidro / single glass



IN.07.185.D.250.TB
Titanium Black



IN.07.185.250.TG
Titanium Gold



IN.07.185.D.250.TCO
Titanium Copper



IN.07.185.D.250.TCH
Titanium Chocolate

.P
Polido
Mirror polished
Pulido

.TB
PVD
Titanium
black

.TG
PVD
Titanium
gold

.TCO
PVD
Titanium
copper

.TCH
PVD
Titanium
chocolate



Accessories /
Accessories /
Accesorios

Pg. 444



ASAS DE PORTA /
PULL HANDLES / MANILLONES.

.P
Polido
Mirror polished
Pulido

.TB
PVD
Titanium
black

.TG
PVD
Titanium
gold

.TCO
PVD
Titanium
copper

.TCH
PVD
Titanium
chocolate

IN.07.187.D COPPER WIRE

Asa de porta dupla /
Double door handle /
Manillon de puerta doble.



MATERIAL: EN 1.4301 / AISI 304

ACABAMENTO / FINISH / ACABADO:
STANDARD: SATINADO / SATIN /
SATIN+ COBRE / COPPER / COBRE

OPTIONAL: PVD TITANIUM COATED

.TB / .TG / .TCO / .TCH


DESIGN: CHRISTIAN MAGALHÃES



ANTI-BACTERIAL
Copper material

PATINA NATURAL
A pega de
cobre da asa
propositadamente
não tem
tratamento
de superfície,
para que possa
desenvolver a sua
própria patina ao
longo do tempo
conforme o uso e
o ambiente onde
está inserido.

NATURAL PATINA
The pull handle
copper part doesn't
have a surface
coating on purpose,
so it can develop
its own patina over
the time according to
the use and the
environment where
it is inserted.



ANTI-BACTERIAL
Copper material

SOLID ■

ACESSÓRIOS / ACCESSORIES

■ MFU M8 --- INCLUDED

OPCIONAL VIDRO / OPTIONAL GLASS

■ IN.08.MFU.DV.25
Dupla para vidro / double glass

■ IN.08.MFU.SV.25
Simples vidro / single glass

IN.07.188.D WENGÉ

Asa de porta dupla /
Double door handle /
Manillon de puerta doble.

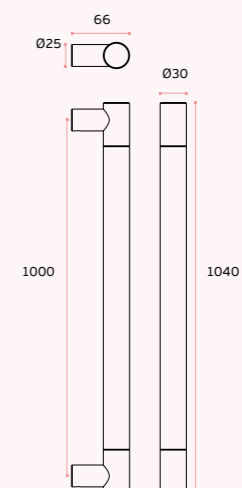


MATERIAL: EN 1.4301 / AISI 304

ACABAMENTO / FINISH / ACABADO:
STANDARD: SATINADO / SATIN / SATIN

OPTIONAL: PVD TITANIUM COATED

.TB / .TG / .TCO / .TCH



SOLID ■

ACESSÓRIOS / ACCESSORIES

■ MFU M8 --- INCLUDED

OPCIONAL VIDRO / OPTIONAL GLASS

■ IN.08.MFU.DV.25
Dupla para vidro / double glass

■ IN.08.MFU.SV.25
Simples vidro / single glass

ASAS DE PORTA / PULL HANDLES / MANILLONES.



NEW

IN.07.189.D
LOFT LEATHER
Asa de porta dupla / Double door handle / Manillon de puerta doble.

.P
Polido
Mirror polished
Pulido

.TB
PVD
Titanium
black

.TG
PVD
Titanium
gold

.TCO
PVD
Titanium
copper

.TCH
PVD
Titanium
chocolate

- .TB
- .TG
- .TCO
- .TCH

MATERIAL: EN 1.4301 / AISI 304 + PELE NATURAL / NATURAL LEATHER / PIEL NATURAL

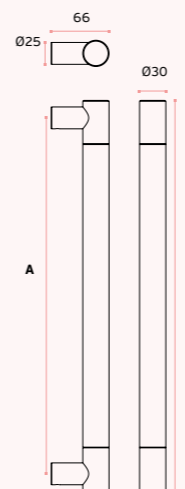
ACABAMENTO / FINISH / ACABADO: STANDARD: SATINADO / SATIN / SATIN

OPTIONAL: PVD TITANIUM COATED

.TB / .TG / .TCO / .TCH

DESIGN: CHRISTIAN MAGALHÃES

A	B
250	290
400	440
600	640
900	940



SOLID ■

ACESSÓRIOS / ACCESSORIES

MFU M8 --- INCLUDED

OPCIONAL VIDRO / OPTIONAL GLASS

IN.08.MFU.DV.25
Dupla para vidro / double glass

IN.08.MFU.SV.25
Simples vidro / single glass



Accessories /
Accesorios /
Accesorios


Pg. 444




IN.07.189.D.B



IN.07.189.D.C



IN.07.189.D.N




Castanho /
Brown /
Marrón.

.B



Camel

.C



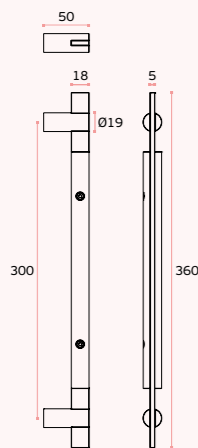
Negro /
Black /
Negro.

.N

ASAS DE PORTA / PULL HANDLES / MANILLONES.

IN.07.281.SD
Asa de porta dupla / Double door handle / Manillon de puerta doble.

MATERIAL: EN 1.4301 / AISI 304
ACABAMENTO / FINISH / ACABADO: STANDARD: SATINADO / SATIN / SATIN



SOLID ■

ACESSÓRIOS / ACCESSORIES

MFU M6 --- INCLUDED

OPCIONAL VIDRO / OPTIONAL GLASS

IN.08.MFU.DV.19 Dupla para vidro / double glass

IN.08.MFU.SV.19 Simples vidro / single glass

IN.07.003.D
Asa de porta dupla / Double door handle / Manillon de puerta doble.

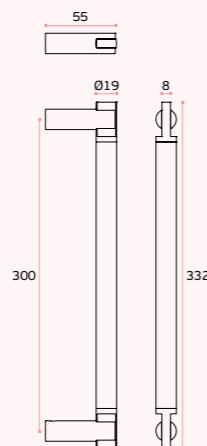
.TB .TG .TCO .TCH

MATERIAL: EN 1.4301 / AISI 304

ACABAMENTO / FINISH / ACABADO: STANDARD: SATINADO / SATIN / SATIN + JET FINISH

OPCIONAL: PVD TITANIUM COATED

.TB / .TG / .TCO / .TCH



SEMI SOLID □

ACESSÓRIOS / ACCESSORIES

MFU M8 --- INCLUDED

OPCIONAL VIDRO / OPTIONAL GLASS

IN.08.MFU.DV.19 Dupla para vidro / double glass

IN.08.MFU.SV.19 Simples vidro / single glass

P
Polido
Mirror polished
Pulido

.TB
PVD
Titanium
black

.TG
PVD
Titanium
gold

.TCO
PVD
Titanium
copper

.TCH
PVD
Titanium
chocolate

P
Polido
Mirror polished
Pulido

.TB
PVD
Titanium
black

.TG
PVD
Titanium
gold

.TCO
PVD
Titanium
copper

.TCH
PVD
Titanium
chocolate

IN.07.003.SD
Asa de porta dupla / Double door handle / Manillon de puerta doble.


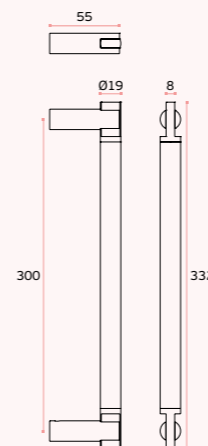
.TB .TG .TCO .TCH

MATERIAL: EN 1.4301 / AISI 304

ACABAMENTO / FINISH / ACABADO: STANDARD: SATINADO / SATIN / SATIN

OPCIONAL: PVD TITANIUM COATED

.TB / .TG / .TCO / .TCH



SEMI SOLID □

ACESSÓRIOS / ACCESSORIES

MFU M8 --- INCLUDED

OPCIONAL VIDRO / OPTIONAL GLASS

IN.08.MFU.DV.19 Dupla para vidro / double glass

IN.08.MFU.SV.19 Simples vidro / single glass

Accessórios / Accessories / Accesorios

Pg. 444

Accessórios / Accessories / Accesorios


Pg. 444



IN.07.003.SD.TB
Titanium Black



IN.07.003.SD.TG
Titanium Gold



IN.07.003.SD.TCO
Titanium Copper



IN.07.003.SD.TCH
Titanium Chocolate

ASAS DE PORTA / PULL HANDLES / MANILLONES.



NEW

IN.07.411.C.D LINK OAK

Asa de porta dupla / Double door handle / Manillon de puerta doble.

- .TB
- .TG
- .TCO
- .TCH

MATERIAL: EN 1.4301 / AISI 304

ACABAMENTO / FINISH / ACABADO: STANDARD: SATINADO / SATIN / SATIN + MADEIRA / WOOD / MADERA

OPTIONAL: PVD TITANIUM COATED

.TB / .TG / .TCO / .TCH

A	B
250	272
425	447
600	622



.P
Polido
Mirror polished
Pulido

.TB
PVD
Titanium
black

.TG
PVD
Titanium
gold

.TCO
PVD
Titanium
copper

.TCH
PVD
Titanium
chocolate

IN.07.418.D WENGÉ

Asa de porta dupla / Double door handle / Manillon de puerta doble.

- .TB
- .TG
- .TCO
- .TCH

MATERIAL: EN 1.4301 / AISI 304

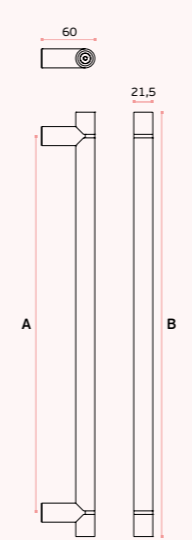
ACABAMENTO / FINISH / ACABADO: STANDARD: SATINADO / SATIN / SATIN

OPTIONAL: PVD TITANIUM COATED

.TB / .TG / .TCO / .TCH

DESIGN: PEDRO QUEIRÓS

A	B
250	305
425	480
600	655



NATURAL WOOD

SOLID ■

ACESSÓRIOS / ACCESSORIES

MFU M6 --- INCLUDED

OPCIONAL VIDRO / OPTIONAL GLASS

IN.08.MFU.DV.22 Dupla para vidro / double glass

IN.08.MFU.SV.22 Simples vidro / single glass



Accessórios / Accessories / Accesorios

ASAS DE PORTA / PULL HANDLES / MANILLONES.

IN.07.412.D

LINK

Asa de porta dupla /
Double door handle /
Manillon de puerta doble.



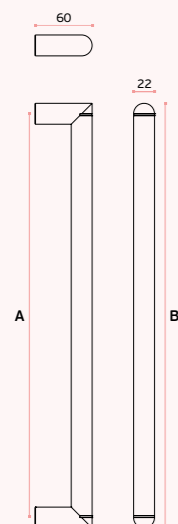
MATERIAL: EN 1.4301 / AISI 304

ACABAMENTO / FINISH / ACABADO:
STANDARD: SATINADO / SATIN / SATIN

OPTIONAL: PVD TITANIUM COATED

.TB / .TG / .TCO / .TCH

A	B
250	272
425	447
600	622



SEMI SOLID

ACESSÓRIOS / ACCESSORIES

MFU M6 --- INCLUDED

OPCIONAL VIDRO / OPTIONAL GLASS

IN.08.MFU.DV.22
Dupla para vidro / double glass

IN.08.MFU.SV.22
Simples vidro / single glass

IN.07.409.D

LINK COPPER

Asa de porta dupla /
Double door handle /
Manillon de puerta doble.



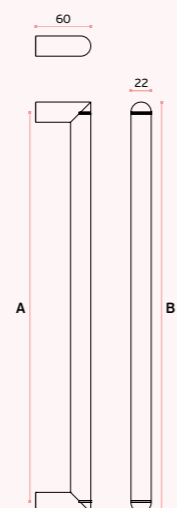
MATERIAL: EN 1.4301 / AISI 304

ACABAMENTO / FINISH / ACABADO:
STANDARD: SATINADO / SATIN / SATIN
+ COBRE / COPPER / COBRE

OPTIONAL: PVD TITANIUM COATED

.TB / .TG / .TCO / .TCH

A	B
250	272
425	447
600	622



ANTI-BACTERIAL
Copper material

SEMI SOLID

ACESSÓRIOS / ACCESSORIES

MFU M6 --- INCLUDED

OPCIONAL VIDRO / OPTIONAL GLASS

IN.08.MFU.DV.22
Dupla para vidro / double glass

IN.08.MFU.SV.22
Simples vidro / single glass

.P
Polido
Mirror polished
Pulido

.TB
PVD
Titanium
black

.TG
PVD
Titanium
gold

.TCO
PVD
Titanium
copper

.TCH
PVD
Titanium
chocolate



ANTI-BACTERIAL
Copper material

PATINA NATURAL
A pega de
cobre da asa
propositadamente
não tem
tratamento
de superfície,
para que possa
desenvolver a sua
própria patina ao
longo do tempo
conforme o uso e
o ambiente onde
está inserido.

NATURAL PATINA
The pull handle
copper part doesn't
have a surface
coating on purpose,
so it can develop
its own patina over
the time according
to the use and the
environment where
it is inserted.



ASAS DE PORTA / PULL HANDLES / MANILLONES.



IN.07.204.D.16
Asa de porta dupla / Double door handle / Manillon de puerta doble.

.P
Polido
Mirror polished
Pulido

.TB
PVD
Titanium
black

.TG
PVD
Titanium
gold

.TCO
PVD
Titanium
copper

.TCH
PVD
Titanium
chocolate



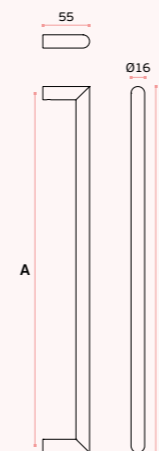
MATERIAL: EN 1.4301 / AISI 304

ACABAMENTO / FINISH / ACABADO:
STANDARD: SATINADO / SATIN / SATIN

OPTIONAL: PVD TITANIUM COATED

.TB / .TG / .TCO / .TCH

A	B
250	266
300	316
425	441
600	616



TUBULAR

ACESSÓRIOS / ACCESSORIES

MFU M6 --- INCLUDED

OPCIONAL VIDRO / OPTIONAL GLASS

IN.08.MFU.DV.16
Dupla para vidro / double glass

IN.08.MFU.SV.16
Simples vidro / single glass



Accessories /
Accesorios /
Accesorios

Pg. 444

IN.07.204.D.19
Asa de porta dupla / Double door handle / Manillon de puerta doble.



MATERIAL: EN 1.4301 / AISI 304

ACABAMENTO / FINISH / ACABADO:
STANDARD: SATINADO / SATIN / SATIN

OPTIONAL: PVD TITANIUM COATED

.TB / .TG / .TCO / .TCH

A	B
150	169
200	219
250	269
300	319
400	419
425	444
600	619



TUBULAR

ACESSÓRIOS / ACCESSORIES

MFU M6 --- INCLUDED

OPCIONAL VIDRO / OPTIONAL GLASS

IN.08.MFU.DV.19
Dupla para vidro / double glass

IN.08.MFU.SV.19
Simples vidro / single glass



ASAS DE PORTA / PULL HANDLES / MANILLONES.

IN.07.204.D.25

Asa de porta dupla /
Double door handle /
Manillon de puerta doble.



MATERIAL: EN 1.4301 / AISI 304

ACABAMENTO / FINISH / ACABADO:
STANDARD: SATINADO / SATIN / SATIN

OPTIONAL: PVD TITANIUM COATED

.TB / .TG / .TCO / .TCH

A	B
250	275
300	325
400	425
425	450
600	625
1250(**)	1275

(*) Acabamento em PVD titânio até 1000mm
/ PVD titanium finish until 1000mm / Acabado
en PVD titanio hasta 1000mm.



TUBULAR

ACESSÓRIOS / ACCESSORIES

MFU M8 --- INCLUDED

OPCIONAL VIDRO / OPTIONAL GLASS

IN.08.MFU.DV.25
Dupla para vidro / double glass

IN.08.MFU.SV.25
Simples vidro / single glass

IN.07.204.D.30

Asa de porta dupla /
Double door handle /
Manillon de puerta doble.



MATERIAL: EN 1.4301 / AISI 304

ACABAMENTO / FINISH / ACABADO:
STANDARD: SATINADO / SATIN / SATIN

OPTIONAL: PVD TITANIUM COATED

.TB / .TG / .TCO / .TCH

A	B
350	380
400	430
425	455
600	455
1250(**)	1280

(*) Acabamento em PVD titânio até 1000mm
/ PVD titanium finish until 1000mm / Acabado
en PVD titanio hasta 1000mm.



TUBULAR

ACESSÓRIOS / ACCESSORIES

MFU M8 --- INCLUDED

OPCIONAL VIDRO / OPTIONAL GLASS

IN.08.MFU.DV.30
Dupla para vidro / double glass

IN.08.MFU.SV.30
Simples vidro / single glass



Accessórios /
Accessories /
Accesorios

Pg. 444

P
Polido
Mirror polished
Pulido

.TB
PVD
Titanium
black

.TG
PVD
Titanium
gold

.TCO
PVD
Titanium
copper

.TCH
PVD
Titanium
chocolate

P
Polido
Mirror polished
Pulido

.TB
PVD
Titanium
black

.TG
PVD
Titanium
gold

.TCO
PVD
Titanium
copper

.TCH
PVD
Titanium
chocolate

IN.07.204.D.35

Asa de porta dupla /
Double door handle /
Manillon de puerta doble.



MATERIAL: EN 1.4301 / AISI 304

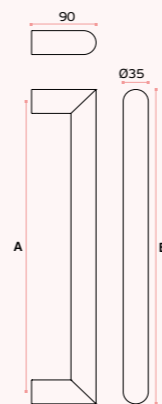
ACABAMENTO / FINISH / ACABADO:
STANDARD: SATINADO / SATIN / SATIN

OPTIONAL: PVD TITANIUM COATED

.TB / .TG / .TCO / .TCH

A	B
425	460
600	635
1250(**)	1285

(*) Acabamento em PVD titânio até 1000mm
/ PVD titanium finish until 1000mm / Acabado
en PVD titanio hasta 1000mm.



TUBULAR

ACESSÓRIOS / ACCESSORIES

MFU M8 --- INCLUDED

OPCIONAL VIDRO / OPTIONAL GLASS

IN.08.MFU.DV.35
Dupla para vidro / double glass

IN.08.MFU.SV.35
Simples vidro / single glass



Accessórios /
Accessories /
Accesorios

Pg. 444

IN.07.207.D.35

Asa de porta dupla /
Double door handle /
Manillon de puerta doble.



MATERIAL: EN 1.4301 / AISI 304


ACABAMENTO / FINISH / ACABADO:
STANDARD: SATINADO / SATIN / SATIN

OPTIONAL: PVD TITANIUM COATED

.TB / .TG / .TCO / .TCH

A	B
425	460
600	635
1250(**)	1285

(*) Acabamento em PVD titânio até 1000mm
/ PVD titanium finish until 1000mm / Acabado
en PVD titanio hasta 1000mm.



TUBULAR

ACESSÓRIOS / ACCESSORIES

MFU M8 --- INCLUDED

OPCIONAL VIDRO / OPTIONAL GLASS

IN.08.MFU.DV.35
Dupla para vidro / double glass

IN.08.MFU.SV.35
Simples vidro / single glass

ASAS DE PORTA / PULL HANDLES / MANILLONES.

IN.07.207.D.30

Asa de porta dupla /
Double door handle /
Manillon de puerta doble.



MATERIAL: EN 1.4301 / AISI 304

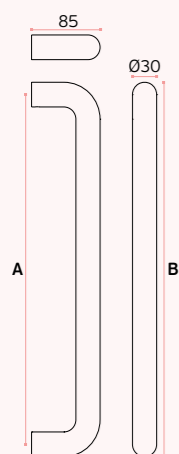
ACABAMENTO / FINISH / ACABADO:
STANDARD: SATINADO / SATIN / SATIN

OPTIONAL: PVD TITANIUM COATED

.TB / .TG / .TCO / .TCH

A	B
300	330
350	380
400	430
425	455
600	630
1250(**)	1280

(*) Acabamento em PVD titânio até 1000mm
/ PVD titanium finish until 1000mm / Acabado
en PVD titanio hasta 1000mm.



TUBULAR

ACESSÓRIOS / ACCESSORIES

MFU M8 --- INCLUDED

OPCIONAL VIDRO / OPTIONAL GLASS

IN.08.MFU.DV.30
Dupla para vidro / double glass

IN.08.MFU.SV.30
Simples vidro / single glass

IN.07.207.D.25

Asa de porta dupla /
Double door handle /
Manillon de puerta doble.



MATERIAL: EN 1.4301 / AISI 304

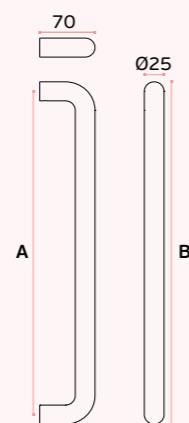
ACABAMENTO / FINISH / ACABADO:
STANDARD: SATINADO / SATIN / SATIN

OPTIONAL: PVD TITANIUM COATED

.TB / .TG / .TCO / .TCH

A	B
250	275
300	325
400	425
425	450
600	625
1250(**)	1275

(*) Acabamento em PVD titânio até 1000mm
/ PVD titanium finish until 1000mm / Acabado
en PVD titanio hasta 1000mm.



TUBULAR

ACESSÓRIOS / ACCESSORIES

MFU M8 --- INCLUDED

OPCIONAL VIDRO / OPTIONAL GLASS

IN.08.MFU.DV.25
Dupla para vidro / double glass

IN.08.MFU.SV.25
Simples vidro / single glass

P
Polido
Mirror polished
Pulido

.TB
PVD
Titanium
black

.TG
PVD
Titanium
gold

.TCO
PVD
Titanium
copper

.TCH
PVD
Titanium
chocolate

P
Polido
Mirror polished
Pulido

.TB
PVD
Titanium
black

.TG
PVD
Titanium
gold

.TCO
PVD
Titanium
copper

.TCH
PVD
Titanium
chocolate

IN.07.207.D.19

Asa de porta dupla /
Double door handle /
Manillon de puerta doble.



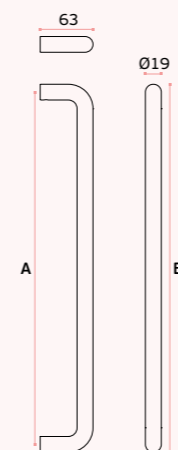
MATERIAL: EN 1.4301 / AISI 304

ACABAMENTO / FINISH / ACABADO:
STANDARD: SATINADO / SATIN / SATIN

OPTIONAL: PVD TITANIUM COATED

.TB / .TG / .TCO / .TCH

A	B
150	169
200	219
250	169
300	319
400	419
425	444
600	619



TUBULAR

ACESSÓRIOS / ACCESSORIES

MFU M6 --- INCLUDED

OPCIONAL VIDRO / OPTIONAL GLASS

IN.08.MFU.DV.19
Dupla para vidro / double glass

IN.08.MFU.SV.19
Simples vidro / single glass

Accessórios /
Accessories /
Accesorios

Pg. 444

Accessórios /
Accessories /
Accesorios

Pg. 444

IN.07.207.D.16

Asa de porta dupla /
Double door handle /
Manillon de puerta doble.



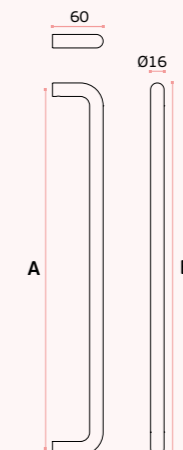
MATERIAL: EN 1.4301 / AISI 304

ACABAMENTO / FINISH / ACABADO:
STANDARD: SATINADO / SATIN / SATIN

OPTIONAL: PVD TITANIUM COATED

.TB / .TG / .TCO / .TCH

A	B
150	166
200	216
250	266
300	316
425	441
600	616



TUBULAR

ACESSÓRIOS / ACCESSORIES

MFU M6 --- INCLUDED

OPCIONAL VIDRO / OPTIONAL GLASS

IN.08.MFU.DV.16
Dupla para vidro / double glass

IN.08.MFU.SV.16
Simples vidro / single glass

ASAS DE PORTA /
PULL HANDLES / MANILLONES.**IN.07.286.D.20**Asa de porta dupla /
Double door handle /
Manillon de puerta doble.

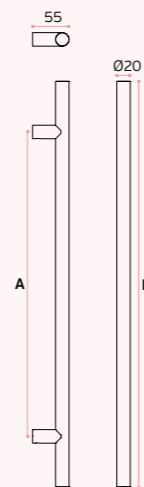
MATERIAL: EN 1.4301 / AISI 304

ACABAMENTO / FINISH / ACABADO:
STANDARD: SATINADO / SATIN / SATIN

OPCIONAL: PVD TITANIUM COATED

.TB / .TG / .TCO / .TCH

A	B
200	350
250	400
300	450
350	500
400	550
450	600
550	700

TUBULAR

ACESSÓRIOS / ACCESSORIES

MFU M6 --- INCLUDED

OPCIONAL VIDRO / OPTIONAL GLASS

IN.08.MFU.DV.19
Dupla para vidro / double glassIN.08.MFU.SV.19
Simples vidro / single glass**IN.07.286.D.25**Asa de porta dupla /
Double door handle /
Manillon de puerta doble.


MATERIAL: EN 1.4301 / AISI 304

ACABAMENTO / FINISH / ACABADO:
STANDARD: SATINADO / SATIN / SATIN

OPCIONAL: PVD TITANIUM COATED

.TB / .TG / .TCO / .TCH

A	B
250	400
300	450
450	600
600	750
900(**)	1050
1800(**)	1950
2000(**)	2150

(**) Acabamento em PVD titânio até 1000mm
/ PVD titanium finish until 1000mm / Acabado
en PVD titânio hasta 1000mm.TUBULAR

ACESSÓRIOS / ACCESSORIES

MFU M8 --- INCLUDED

OPCIONAL VIDRO / OPTIONAL GLASS

IN.08.MFU.DV.25
Dupla para vidro / double glassIN.08.MFU.SV.25
Simples vidro / single glassAcessórios /
Accessories /
Accesorios

Pg. 444

Acessórios /
Accessories /
Accesorios

Pg. 444

**IN.07.286.D.30**Asa de porta dupla /
Double door handle /
Manillon de puerta doble.

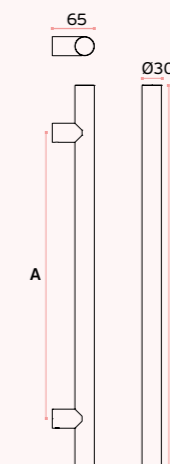
MATERIAL: EN 1.4301 / AISI 304

ACABAMENTO / FINISH / ACABADO:
STANDARD: SATINADO / SATIN / SATIN

OPCIONAL: PVD TITANIUM COATED

.TB / .TG / .TCO / .TCH

A	B
300	450
350	500
450	600
600	750
900(**)	1050
1200(**)	1350
1800(**)	1950
2000(**)	2150

(**) Acabamento em PVD titânio até 1000mm
/ PVD titanium finish until 1000mm / Acabado
en PVD titânio hasta 1000mm.TUBULAR

ACESSÓRIOS / ACCESSORIES

MFU M8 --- INCLUDED

OPCIONAL VIDRO / OPTIONAL GLASS

IN.08.MFU.DV.30
Dupla para vidro / double glassIN.08.MFU.SV.30
Simples vidro / single glass

ASAS DE PORTA / PULL HANDLES / MANILLONES.

IN.07.286.D.35

Asa de porta dupla /
Double door handle /
Manillon de puerta doble.



MATERIAL: EN 1.4301 / AISI 304

ACABAMENTO / FINISH / ACABADO:
STANDARD: SATINADO / SATIN / SATIN

OPTIONAL: PVD TITANIUM COATED

.TB / .TG / .TCO / .TCH

A	B
350	500
450	600
600	750
900(*)	1050
1800(*)	1950
2000(*)	2150

(*) Acabamento em PVD titânio até 1000mm
/ PVD titanium finish until 1000mm / Acabado
en PVD titanio hasta 1000mm.



TUBULAR

ACESSÓRIOS / ACCESSORIES

MFU M8 --- INCLUDED

OPCIONAL VIDRO / OPTIONAL GLASS

IN.08.MFU.DV.35
Dupla para vidro / double glass

IN.08.MFU.SV.35
Simples vidro / single glass

IN.07.286.D.40

Asa de porta dupla /
Double door handle /
Manillon de puerta doble.



MATERIAL: EN 1.4301 / AISI 304

ACABAMENTO / FINISH / ACABADO:
STANDARD: SATINADO / SATIN / SATIN

OPTIONAL: PVD TITANIUM COATED

.TB / .TG / .TCO / .TCH

A	B
600	750
900(*)	1050
1800(*)	1950

(*) Acabamento em PVD titânio até 1000mm
/ PVD titanium finish until 1000mm / Acabado
en PVD titanio hasta 1000mm.



TUBULAR

ACESSÓRIOS / ACCESSORIES

MFU M8 --- INCLUDED

OPCIONAL VIDRO / OPTIONAL GLASS

IN.08.MFU.DV.35
Dupla para vidro / double glass

IN.08.MFU.SV.35
Simples vidro / single glass

.P
Polido
Mirror polished
Pulido

.TB
PVD
Titanium
black

.TG
PVD
Titanium
gold

.TCO
PVD
Titanium
copper

.TCH
PVD
Titanium
chocolate

.P
Polido
Mirror polished
Pulido

.TB
PVD
Titanium
black

.TG
PVD
Titanium
gold

.TCO
PVD
Titanium
copper

.TCH
PVD
Titanium
chocolate



Bases ajustáveis.
Permite fazer
uma asa
modular, com
diferentes
distâncias entre
centros.

Adjustable feet.
Allows to create
a modular
door handle,
with different
distances
between centers.

Bases ajustables.
Permite crear
un manillon
modular, con
diferentes
distancias entre
los centros.



Accesórios /
Accessories /
Accesorios

Pg. 444

IN.07.310.D

Asa de porta modular /
Modular door handle /
Manillon modular de puerta.



MATERIAL: EN 1.4301 / AISI 304

ACABAMENTO / FINISH / ACABADO:
STANDARD: SATINADO / SATIN / SATIN

OPTIONAL: PVD TITANIUM COATED

.TB / .TG / .TCO / .TCH

A	B
600	100-550
900	200-850
1250(*)	300-1200

(*) Acabamento em PVD titânio até 1000mm
/ PVD titanium finish until 1000mm / Acabado
en PVD titanio hasta 1000mm.



TUBULAR

ACESSÓRIOS / ACCESSORIES

MFU M8 --- INCLUDED

OPCIONAL VIDRO / OPTIONAL GLASS

IN.08.MFU.DV.35
Dupla para vidro / double glass

IN.08.MFU.SV.35
Simples vidro / single glass

IN.07.126.D

Asa de porta dupla /
Double door handle /
Manillon de puerta doble.



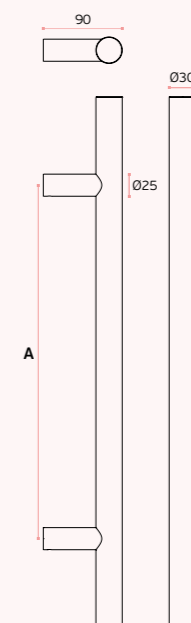
MATERIAL: EN 1.4301 / AISI 304

ACABAMENTO / FINISH / ACABADO:
STANDARD: SATINADO / SATIN / SATIN

OPTIONAL: PVD TITANIUM COATED

.TB / .TG / .TCO / .TCH

A	B
300	400
350	500
400	600
600	800



TUBULAR

ACESSÓRIOS / ACCESSORIES

MFU M8 --- INCLUDED

OPCIONAL VIDRO / OPTIONAL GLASS

IN.08.MFU.DV.25
Dupla para vidro / double glass

IN.08.MFU.SV.25
Simples vidro / single glass

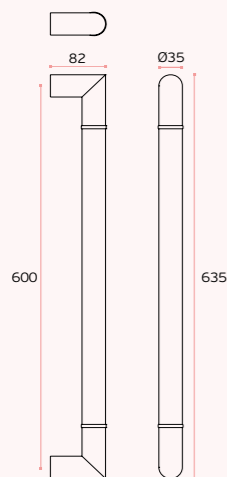
ASAS DE PORTA / PULL HANDLES / MANILLONES.

IN.07.710 COPPER

Asa de porta modular /
Modular door handle /
Manillon de puerta modular.

MATERIAL: EN 1.4301 / AISI 304

ACABAMENTO / FINISH / ACABADO:
STANDARD: SATINADO / SATIN / SATIN
+ COBRE / COPPER / COBRE



TUBULAR

ACESSÓRIOS / ACCESSORIES

Unifix M8 --- NOT INCLUDED

OPCIONAL / OPTIONAL

IN.08.ADM.35

IN.08.ASM.35

OPCIONAL VIDRO / OPTIONAL GLASS

IN.08.ADV.35
Dupla para vidro / double glass

IN.08.ASV.35
Simples vidro / single glass

IN.07.711 COPPER

Asa de porta modular /
Modular door handle /
Manillon de puerta modular.

MATERIAL: EN 1.4301 / AISI 304

ACABAMENTO / FINISH / ACABADO:
STANDARD: SATINADO / SATIN / SATIN
+ COBRE / COPPER / COBRE



TUBULAR

ACESSÓRIOS / ACCESSORIES

Unifix M8 --- NOT INCLUDED

OPCIONAL / OPTIONAL

IN.08.ADM.35

IN.08.ASM.35

OPCIONAL VIDRO / OPTIONAL GLASS

IN.08.ADV.35
Dupla para vidro / double glass

IN.08.ASV.35
Simples vidro / single glass

.P
Polido
Mirror polished
Pulido

.TB
PVD
Titanium
black

.TG
PVD
Titanium
gold

.TCO
PVD
Titanium
copper

.TCH
PVD
Titanium
chocolate



ANTI-BACTERIAL
Copper material

PATINA NATURAL
A pega de
cobre da asa
propositadamente
não tem
tratamento
de superfície,
para que possa
desenvolver a sua
própria pátina ao
longo do tempo
conforme o uso e
o ambiente onde
está inserido.

NATURAL PATINA
The pull handle
copper part doesn't
have a surface
coating on purpose,
so it can develop
its own patina over
the time according to
the use and the
environment where
it is inserted.

.P
Polido
Mirror polished
Pulido

.TB
PVD
Titanium
black

.TG
PVD
Titanium
gold

.TCO
PVD
Titanium
copper

.TCH
PVD
Titanium
chocolate



ANTI-BACTERIAL
Copper material

PATINA NATURAL
A pega de
cobre da asa
propositadamente
não tem
tratamento
de superfície,
para que possa
desenvolver a sua
própria pátina ao
longo do tempo
conforme o uso e
o ambiente onde
está inserido.

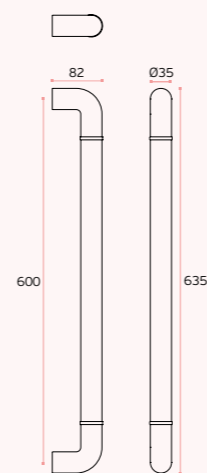
NATURAL PATINA
The pull handle
copper part doesn't
have a surface
coating on purpose,
so it can develop
its own patina over
the time according to
the use and the
environment where
it is inserted.

IN.07.712 COPPER

Asa de porta modular /
Modular door handle /
Manillon de puerta modular.

MATERIAL: EN 1.4301 / AISI 304

ACABAMENTO / FINISH / ACABADO:
STANDARD: SATINADO / SATIN / SATIN
+ COBRE / COPPER / COBRE



TUBULAR

ACESSÓRIOS / ACCESSORIES

Unifix M8 --- NOT INCLUDED

OPCIONAL / OPTIONAL

IN.08.ADM.35

IN.08.ASM.35

OPCIONAL VIDRO / OPTIONAL GLASS

IN.08.ADV.35
Dupla para vidro / double glass

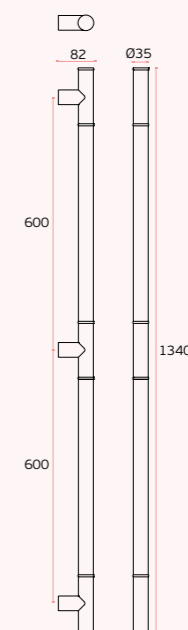
IN.08.ASV.35
Simples vidro / single glass

IN.07.713 COPPER

Asa de porta modular /
Modular door handle /
Manillon de puerta modular.

MATERIAL: EN 1.4301 / AISI 304

ACABAMENTO / FINISH / ACABADO:
STANDARD: SATINADO / SATIN / SATIN
+ COBRE / COPPER / COBRE



TUBULAR

ACESSÓRIOS / ACCESSORIES

Unifix M8 --- NOT INCLUDED

OPCIONAL / OPTIONAL

IN.08.ADM.35

IN.08.ASM.35

OPCIONAL VIDRO / OPTIONAL GLASS

IN.08.ADV.35
Dupla para vidro / double glass

IN.08.ASV.35
Simples vidro / single glass

ASAS DE PORTA / PULL HANDLES / MANILLONES.

IN.07.701._ SKIN

Asa de porta modular / Modular door handle / Manillon de puerta modular.

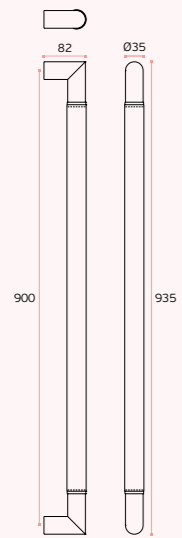


MATERIAL: EN 1.4301 / AISI 304 + PELE NATURAL / NATURAL LEATHER / PIEL NATURAL

ACABAMENTO / FINISH / ACABADO: STANDARD: SATINADO / SATIN / SATIN

OPTIONAL: PVD TITANIUM COATED

.TB / .TG / .TCO / .TCH



TUBULAR

ACESSÓRIOS / ACCESSORIES

Unifix M8 --- NOT INCLUDED

OPCIONAL / OPTIONAL

IN.08.ADM.35

IN.08.ASM.35

OPCIONAL VIDRO / OPTIONAL GLASS

IN.08.ADV.35 Dupla para vidro / double glass

IN.08.ASV.35 Simples vidro / single glass



IN.07.701.B



IN.07.701.C



IN.07.701.N

.P
Polido
Mirror polished
Pulido

.TB
PVD
Titanium
black

.TG
PVD
Titanium
gold

.TCO
PVD
Titanium
copper

.TCH
PVD
Titanium
chocolate


.P
Polido
Mirror polished
Pulido

.TB
PVD
Titanium
black

.TG
PVD
Titanium
gold

.TCO
PVD
Titanium
copper

.TCH
PVD
Titanium
chocolate



IN.07.703._ SKIN

Asa de porta modular / Modular door handle / Manillon de puerta modular.

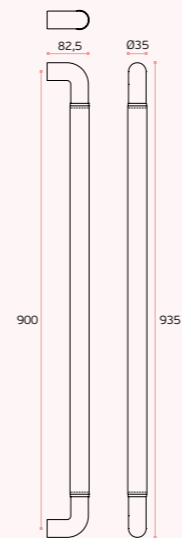


MATERIAL: EN 1.4301 / AISI 304 + PELE NATURAL / NATURAL LEATHER / PIEL NATURAL

ACABAMENTO / FINISH / ACABADO: STANDARD: SATINADO / SATIN / SATIN

OPTIONAL: PVD TITANIUM COATED

.TB / .TG / .TCO / .TCH



TUBULAR

ACESSÓRIOS / ACCESSORIES

Unifix M8 --- NOT INCLUDED

OPCIONAL / OPTIONAL

IN.08.ADM.35

IN.08.ASM.35

OPCIONAL VIDRO / OPTIONAL GLASS

IN.08.ADV.35 Dupla para vidro / double glass

IN.08.ASV.35 Simples vidro / single glass



IN.07.703.B



IN.07.703.C



IN.07.703.N

ASAS DE PORTA / PULL HANDLES / MANILLONES.

IN.07.702._

SKIN

Asa de porta modular / Modular door handle / Manillon de puerta modular.

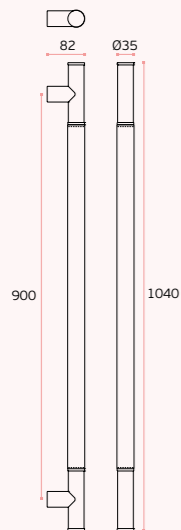


MATERIAL: EN 1.4301 / AISI 304

ACABAMENTO / FINISH / ACABADO: STANDARD: SATINADO / SATIN / SATIN + NATURAL LEATHER

OPTIONAL: PVD TITANIUM COATED

.TB / .TG / .TCO / .TCH



IN.07.702.B



IN.07.702.C



IN.07.702.N

.P
Polido
Mirror polished
Pulido

.TB
PVD
Titanium
black

.TG
PVD
Titanium
gold

.TCO
PVD
Titanium
copper

.TCH
PVD
Titanium
chocolate

.P
Polido
Mirror polished
Pulido

.TB
PVD
Titanium
black

.TG
PVD
Titanium
gold

.TCO
PVD
Titanium
copper

.TCH
PVD
Titanium
chocolate



IN.07.704._

SKIN

Asa de porta modular / Modular door handle / Manillon de puerta modular.

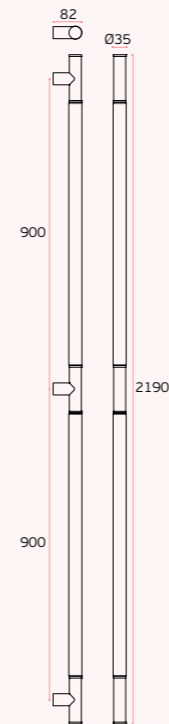


MATERIAL: EN 1.4301 / AISI 304

ACABAMENTO / FINISH / ACABADO: STANDARD: SATINADO / SATIN / SATIN + NATURAL LEATHER

OPTIONAL: PVD TITANIUM COATED

.TB / .TG / .TCO / .TCH



IN.07.704.B



IN.07.704.C



IN.07.704.N

TUBULAR

ACESSÓRIOS / ACCESSORIES

Unifix M8 --- NOT INCLUDED

OPCIONAL / OPTIONAL

IN.08.ADM.35

IN.08.ASM.35

OPCIONAL VIDRO / OPTIONAL GLASS

IN.08.ADV.35
Dupla para vidro / double glass

IN.08.ASV.35
Simples vidro / single glass

TUBULAR

ACESSÓRIOS / ACCESSORIES

Unifix M8 --- NOT INCLUDED

OPCIONAL / OPTIONAL

IN.08.ADM.35

IN.08.ASM.35

OPCIONAL VIDRO / OPTIONAL GLASS

IN.08.ADV.35
Dupla para vidro / double glass

IN.08.ASV.35
Simples vidro / single glass

ASAS DE PORTA / PULL HANDLES / MANILLONES.

IN.07.287.14

Asa de porta /
Door handle /
Manillon de puerta.



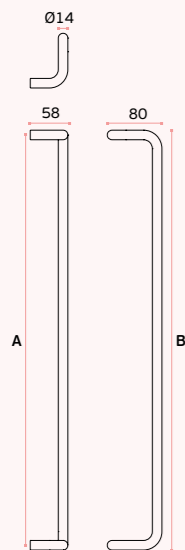
MATERIAL: EN 1.4301 / AISI 304

ACABAMENTO / FINISH / ACABADO:
STANDARD: SATINADO / SATIN / SATIN

OPTIONAL: PVD TITANIUM COATED

.TB / .TG / .TCO / .TCH

A	B
250	264
600	614



TUBULAR

ACESSÓRIOS / ACCESSORIES

MFU M6 --- INCLUDED

IN.07.287.14.A

Asa de porta /
Door handle /
Manillon de puerta.

MATERIAL: EN 1.4301 / AISI 304

ACABAMENTO / FINISH / ACABADO:
STANDARD: SATINADO / SATIN / SATIN

OPTIONAL: PVD TITANIUM COATED

.TB / .TG / .TCO / .TCH

A	B
250	264
600	614



TUBULAR

ACESSÓRIOS / ACCESSORIES

MFU M6 --- INCLUDED

OPCIONAL VIDRO / OPTIONAL GLASS

IN.08.SV.287
Simples vidro / single glass

.P
Polido
Mirror polished
Pulido

.TB
PVD
Titanium
black

.TG
PVD
Titanium
gold

.TCO
PVD
Titanium
copper

.TCH
PVD
Titanium
chocolate

.P
Polido
Mirror polished
Pulido

.TB
PVD
Titanium
black

.TG
PVD
Titanium
gold

.TCO
PVD
Titanium
copper

.TCH
PVD
Titanium
chocolate



Accessórios /
Accessories /
Accesorios

Pg. 444

IN.07.287.D.19

Asa de porta dupla /
Double door handle /
Manillon de puerta doble.



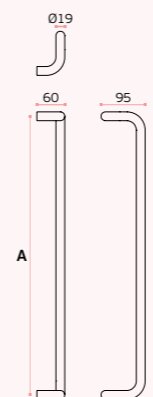
MATERIAL: EN 1.4301 / AISI 304

ACABAMENTO / FINISH / ACABADO:
STANDARD: SATINADO / SATIN / SATIN

OPTIONAL: PVD TITANIUM COATED

.TB / .TG / .TCO / .TCH

A	B
200	219
250	269
300	319
350	369
425	444
600	619



TUBULAR

ACESSÓRIOS / ACCESSORIES

MFU M6 --- INCLUDED

OPCIONAL VIDRO / OPTIONAL GLASS

IN.08.MFU.DV.19
Dupla para vidro / double glass

IN.08.MFU.SV.19
Simples vidro / single glass



Accessórios /
Accessories /
Accesorios

Pg. 444

IN.07.287.D.25

Asa de porta dupla /
Double door handle /
Manillon de puerta doble.



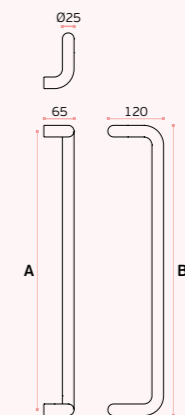
MATERIAL: EN 1.4301 / AISI 304

ACABAMENTO / FINISH / ACABADO:
STANDARD: SATINADO / SATIN / SATIN

OPTIONAL: PVD TITANIUM COATED

.TB / .TG / .TCO / .TCH

A	B
300	325
350	375
425	450
600	625



TUBULAR

ACESSÓRIOS / ACCESSORIES

MFU M8 --- INCLUDED

OPCIONAL VIDRO / OPTIONAL GLASS

IN.08.MFU.DV.25
Dupla para vidro / double glass

IN.08.MFU.SV.25
Simples vidro / single glass



Accessórios /
Accessories /
Accesorios

Pg. 444

ASAS DE PORTA / PULL HANDLES / MANILLONES.

IN.07.287.D.30

Asa de porta /
Door handle /
Manillon de puerta.

.TB .TG .TCO .TCH

MATERIAL: EN 1.4301 / AISI 304

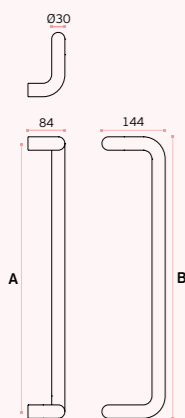
ACABAMENTO / FINISH / ACABADO:
STANDARD: SATINADO / SATIN / SATIN

OPTIONAL: PVD TITANIUM COATED

.TB / .TG / .TCO / .TCH

A	B
250	330
350	380
425	455
600	630
1250(**)	1280

(*) Acabamento em PVD titânio até 1000mm
/ PVD titanium finish until 1000mm / Acabado
en PVD titânio hasta 1000mm.



TUBULAR

ACESSÓRIOS / ACCESSORIES

MFU M8 --- INCLUDED

OPCIONAL VIDRO / OPTIONAL GLASS

IN.08.MFU.DV.30
Dupla para vidro / double glass

IN.08.MFU.SV.30
Simples vidro / single glass

IN.07.287.D.35

Asa de porta dupla /
Double door handle /
Manillon de puerta doble.

.TB .TG .TCO .TCH

MATERIAL: EN 1.4301 / AISI 304

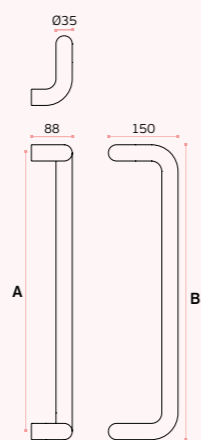
ACABAMENTO / FINISH / ACABADO:
STANDARD: SATINADO / SATIN / SATIN

OPTIONAL: PVD TITANIUM COATED

.TB / .TG / .TCO / .TCH

A	B
425	460
600	635
1250(**)	1285

(*) Acabamento em PVD titânio até 1000mm
/ PVD titanium finish until 1000mm / Acabado
en PVD titânio hasta 1000mm.



TUBULAR

ACESSÓRIOS / ACCESSORIES

MFU M8 --- INCLUDED

OPCIONAL VIDRO / OPTIONAL GLASS

IN.08.MFU.DV.35
Dupla para vidro / double glass

IN.08.MFU.SV.35
Simples vidro / single glass

P
Polido
Mirror polished
Pulido

.TB
PVD
Titanium
black

.TG
PVD
Titanium
gold

.TCO
PVD
Titanium
copper

.TCH
PVD
Titanium
chocolate

P
Polido
Mirror polished
Pulido

.TB
PVD
Titanium
black

.TG
PVD
Titanium
gold

.TCO
PVD
Titanium
copper

.TCH
PVD
Titanium
chocolate

IN.07.288.D.

Asa de porta dupla /
Double door handle /
Manillon de puerta doble.

.TB .TG .TCO .TCH

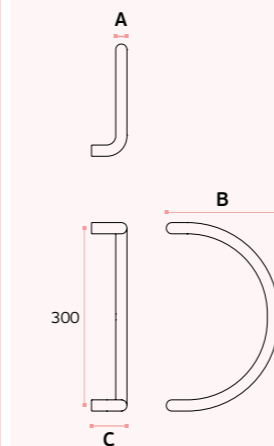
MATERIAL: EN 1.4301 / AISI 304

ACABAMENTO / FINISH / ACABADO:
STANDARD: SATINADO / SATIN / SATIN

OPTIONAL: PVD TITANIUM COATED

.TB / .TG / .TCO / .TCH

A	B	C
Ø19	190	60
Ø25	215	63
Ø30	230	70



IN.07.288.D.19

TUBULAR

ACESSÓRIOS / ACCESSORIES

MFU M6 --- INCLUDED

OPCIONAL VIDRO / OPTIONAL GLASS

IN.08.MFU.DV.19
Dupla para vidro / double glass

IN.08.MFU.SV.19
Simples vidro / single glass

Accessories /
Accesorios /
Accesorios

Pg. 444

Accessories /
Accesorios /
Accesorios

Pg. 444



IN.07.288.D.25

TUBULAR

ACESSÓRIOS / ACCESSORIES

MFU M8 --- INCLUDED

OPCIONAL VIDRO / OPTIONAL GLASS

IN.08.MFU.DV.25
Dupla para vidro / double glass

IN.08.MFU.SV.25
Simples vidro / single glass

IN.07.288.D.30

TUBULAR

ACESSÓRIOS / ACCESSORIES

MFU M8 --- INCLUDED

OPCIONAL VIDRO / OPTIONAL GLASS

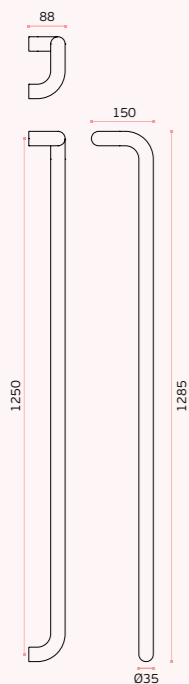
IN.08.MFU.DV.30
Dupla para vidro / double glass

IN.08.MFU.SV.30
Simples vidro / single glass

ASAS DE PORTA / PULL HANDLES / MANILLONES.

IN.07.290
Asa de porta dupla / Double door handle / Manillon de puerta doble.

MATERIAL: EN 1.4301 / AISI 304
ACABAMENTO / FINISH / ACABADO: STANDARD: SATINADO / SATIN / SATIN



TUBULAR

ACESSÓRIOS / ACCESSORIES

MFU M8 --- INCLUDED

OPCIONAL VIDRO / OPTIONAL GLASS

IN.08.MFU.DV.35 Dupla para vidro / double glass

IN.08.MFU.SV.35 Simples vidro / single glass



IN.07.291.D
Asa de porta dupla / Double door handle / Manillon de puerta doble.

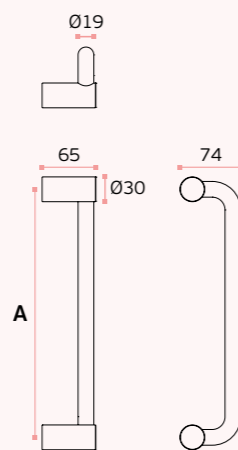
.TB .TG .TCO .TCH

MATERIAL: EN 1.4301 / AISI 304
ACABAMENTO / FINISH / ACABADO: STANDARD: SATINADO / SATIN / SATIN

OPCIONAL: PVD TITANIUM COATED

.TB / .TG / .TCO / .TCH

A - 250 / 300 / 425 / 600



SOLID

ACESSÓRIOS / ACCESSORIES

MFU M8 --- INCLUDED

OPCIONAL VIDRO / OPTIONAL GLASS

IN.08.MFU.DV.30 Dupla para vidro / double glass

IN.08.MFU.SV.30 Simples vidro / single glass



.P Polido Mirror polished Pulido

.TB PVD Titanium black

.TG PVD Titanium gold

.TCO PVD Titanium copper

.TCH PVD Titanium chocolate

.P Polido Mirror polished Pulido

.TB PVD Titanium black

.TG PVD Titanium gold

.TCO PVD Titanium copper

.TCH PVD Titanium chocolate

Accessórios / Accessories / Accesorios

Pg. 444

IN.07.124.D
Asa de porta dupla / Double door handle / Manillon de puerta doble.

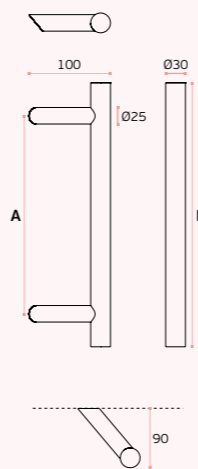
.TB .TG .TCO .TCH

MATERIAL: EN 1.4301 / AISI 304
ACABAMENTO / FINISH / ACABADO: STANDARD: SATINADO / SATIN / SATIN

OPCIONAL: PVD TITANIUM COATED

.TB / .TG / .TCO / .TCH

A	B
300	400
350	500
400	600
600	800



SEMI SOLID

ACESSÓRIOS / ACCESSORIES

MFU M8 --- INCLUDED

OPCIONAL VIDRO / OPTIONAL GLASS

IN.08.MFU.DVO.124 Dupla para vidro / double glass

IN.08.MFU.SVO.124 Simples vidro / single glass



IN.07.125.D
Asa de porta dupla / Double door handle / Manillon de puerta doble.

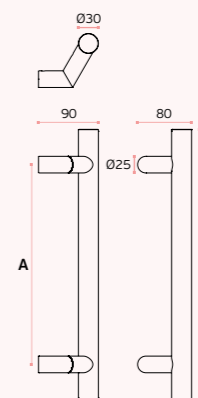
.TB .TG .TCO .TCH

MATERIAL: EN 1.4301 / AISI 304
ACABAMENTO / FINISH / ACABADO: STANDARD: SATINADO / SATIN / SATIN

OPCIONAL: PVD TITANIUM COATED

.TB / .TG / .TCO / .TCH

A	B
300	400
350	500
400	600
600	800



SEMI SOLID

ACESSÓRIOS / ACCESSORIES

MFU M8 --- INCLUDED

OPCIONAL VIDRO / OPTIONAL GLASS

IN.08.MFU.DV.25 Dupla para vidro / double glass

IN.08.MFU.SV.25 Simples vidro / single glass



Accessórios / Accessories / Accesorios

Pg. 444

ASAS DE PORTA / PULL HANDLES / MANILLONES.

IN.07.008.D

Asa de porta dupla / Double door handle / Manillon de puerta doble.



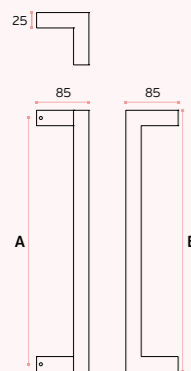
MATERIAL: EN 1.4301 / AISI 304

ACABAMENTO / FINISH / ACABADO: STANDARD: SATINADO / SATIN / SATIN

OPTIONAL: PVD TITANIUM COATED

.TB / .TG / .TCO / .TCH

A	B
300	325
400	425



TUBULAR

ACESSÓRIOS / ACCESSORIES

MFU M8 --- INCLUDED

OPCIONAL VIDRO / OPTIONAL GLASS

IN.08.MFU.DVQ.25 Dupla para vidro / double glass

IN.08.MFU.SVQ.25 Simples vidro / single glass

IN.07.009.D

Asa de porta dupla / Double door handle / Manillon de puerta doble.



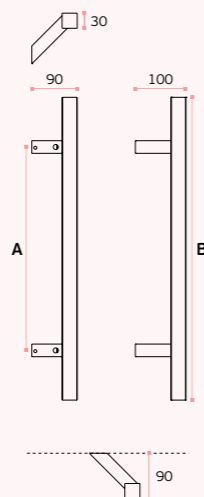
MATERIAL: EN 1.4301 / AISI 304

ACABAMENTO / FINISH / ACABADO: STANDARD: SATINADO / SATIN / SATIN

OPTIONAL: PVD TITANIUM COATED

.TB / .TG / .TCO / .TCH

A	B
350	500
400	600
600	800



SEMI SOLID

ACESSÓRIOS / ACCESSORIES

MFU M8 --- INCLUDED

OPCIONAL VIDRO / OPTIONAL GLASS

IN.08.MFU.DVR.35x25 Dupla para vidro / double glass

IN.08.MFU.SVR.35x25 Simples vidro / single glass

P Polido Mirror polished Pulido

.TB PVD Titanium black

.TG PVD Titanium gold

.TCO PVD Titanium copper

.TCH PVD Titanium chocolate

P Polido Mirror polished Pulido

.TB PVD Titanium black

.TG PVD Titanium gold

.TCO PVD Titanium copper

.TCH PVD Titanium chocolate



Accessórios / Accessories / Accesorios



Accessórios / Accessories / Accesorios

IN.07.152.D

SQUARE Asa de porta dupla / Double door handle / Manillon de puerta doble.

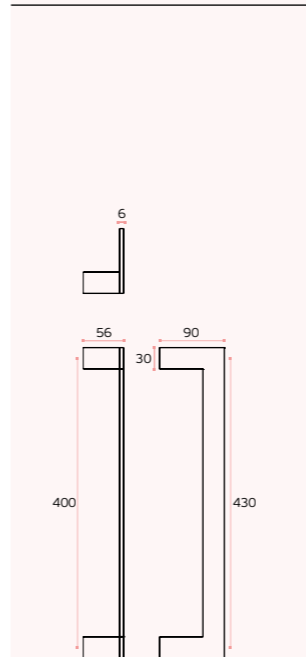


MATERIAL: EN 1.4301 / AISI 304

ACABAMENTO / FINISH / ACABADO: STANDARD: SATINADO / SATIN / SATIN

OPTIONAL: PVD TITANIUM COATED

.TB / .TG / .TCO / .TCH



SOLID

ACESSÓRIOS / ACCESSORIES

MFU M8 --- INCLUDED

OPCIONAL VIDRO / OPTIONAL GLASS

IN.08.MFU.DVQ.30 Dupla para vidro / double glass

IN.08.MFU.SVQ.30 Simples vidro / single glass

IN.07.297.D

Asa de porta dupla / Double door handle / Manillon de puerta doble.

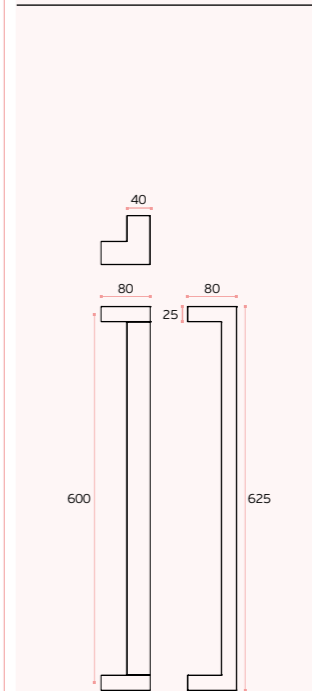


MATERIAL: EN 1.4301 / AISI 304

ACABAMENTO / FINISH / ACABADO: STANDARD: SATINADO / SATIN / SATIN

OPTIONAL: PVD TITANIUM COATED

.TB / .TG / .TCO / .TCH



TUBULAR

ACESSÓRIOS / ACCESSORIES

MFU M8 --- INCLUDED

OPCIONAL VIDRO / OPTIONAL GLASS

IN.08.MFU.DVR.38x25 Dupla para vidro / double glass

IN.08.MFU.SVR.358x25 Simples vidro / single glass

ASAS DE PORTA / PULL HANDLES / MANILLONES.



IN.07.011.D
Asa de porta dupla / Double door handle / Manillon de puerta doble.

.P
Polido
Mirror polished
Pulido

.TB
PVD
Titanium
black

.TG
PVD
Titanium
gold

.TCO
PVD
Titanium
copper

.TCH
PVD
Titanium
chocolate

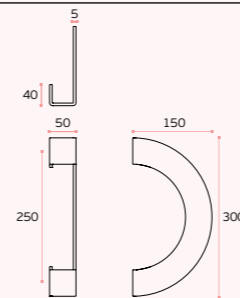


MATERIAL: EN 1.4301 / AISI 304

ACABAMENTO / FINISH / ACABADO:
STANDARD: SATINADO / SATIN / SATIN

OPTIONAL: PVD TITANIUM COATED

.TB / .TG / .TCO / .TCH



SOLID ■

ACESSÓRIOS / ACCESSORIES

■ AAM --- INCLUDED

PREPARADA PARA VIDRO / READY FOR GLASS



IN.07.012.D
Asa de porta dupla / Double door handle / Manillon de puerta doble.

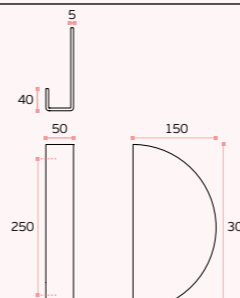


MATERIAL: EN 1.4301 / AISI 304

ACABAMENTO / FINISH / ACABADO:
STANDARD: SATINADO / SATIN / SATIN

OPTIONAL: PVD TITANIUM COATED

.TB / .TG / .TCO / .TCH




SOLID ■

ACESSÓRIOS / ACCESSORIES

■ AAM --- INCLUDED

PREPARADA PARA VIDRO / READY FOR GLASS

■ AAM --- INCLUDED
Acessórios / Accessories / Accesorios



ASAS DE PORTA / PULL HANDLES / MANILLONES.

IN.07.605

Asa de porta dupla /
Double door handle /
Manillon de puerta doble.

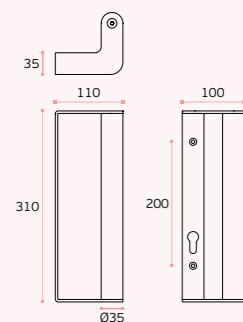


MATERIAL: EN 1.4301 / AISI 304

ACABAMENTO / FINISH / ACABADO:
STANDARD: SATINADO / SATIN / SATIN

OPTIONAL: PVD TITANIUM COATED

.TB / .TG / .TCO / .TCH



SEMI SOLID

ACESSÓRIOS / ACCESSORIES

M605 --- INCLUDED



IN.07.606

Asa de porta dupla /
Double door handle /
Manillon de puerta doble.

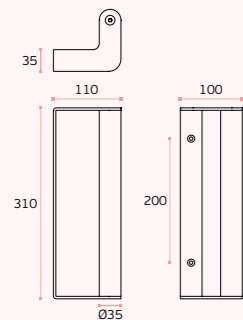


MATERIAL: EN 1.4301 / AISI 304

ACABAMENTO / FINISH / ACABADO:
STANDARD: SATINADO / SATIN / SATIN

OPTIONAL: PVD TITANIUM COATED

.TB / .TG / .TCO / .TCH



SEMI SOLID

ACESSÓRIOS / ACCESSORIES

M605 --- INCLUDED



.P
Polido
Mirror polished
Pulido

.TB
PVD
Titanium
black

.TG
PVD
Titanium
gold

.TCO
PVD
Titanium
copper

.TCH
PVD
Titanium
chocolate

.P
Polido
Mirror polished
Pulido

.TB
PVD
Titanium
black

.TG
PVD
Titanium
gold

.TCO
PVD
Titanium
copper

.TCH
PVD
Titanium
chocolate

IN.07.500

Asa de porta /
Door handle /
Manillon de puerta.

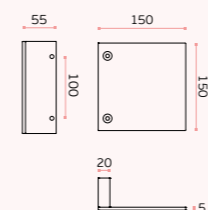


MATERIAL: EN 1.4301 / AISI 304

ACABAMENTO / FINISH / ACABADO:
STANDARD: SATINADO / SATIN / SATIN

OPTIONAL: PVD TITANIUM COATED

.TB / .TG / .TCO / .TCH



IN.07.500.D

Asa de porta dupla /
Double door handle /
Manillon de puerta doble.

SOLID

ACESSÓRIOS / ACCESSORIES

M606 --- INCLUDED

**PREPARADA PARA VIDRO /
READY FOR GLASS**



IN.07.501

Asa de porta /
Door handle /
Manillon de puerta.

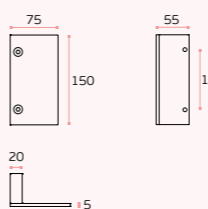


MATERIAL: EN 1.4301 / AISI 304

ACABAMENTO / FINISH / ACABADO:
STANDARD: SATINADO / SATIN / SATIN

OPTIONAL: PVD TITANIUM COATED

.TB / .TG / .TCO / .TCH



IN.07.501.D

Asa de porta dupla /
Double door handle /
Manillon de puerta doble.

SOLID

ACESSÓRIOS / ACCESSORIES

M606 --- INCLUDED

**PREPARADA PARA VIDRO /
READY FOR GLASS**



**ACESSÓRIOS /
Accessories /
Accesorios**

M605 --- INCLUDED

Pg. 444



**ACESSÓRIOS /
Accessories /
Accesorios**

M606 --- INCLUDED

Pg. 444

ASAS DE PORTA / PULL HANDLES / MANILLONES.


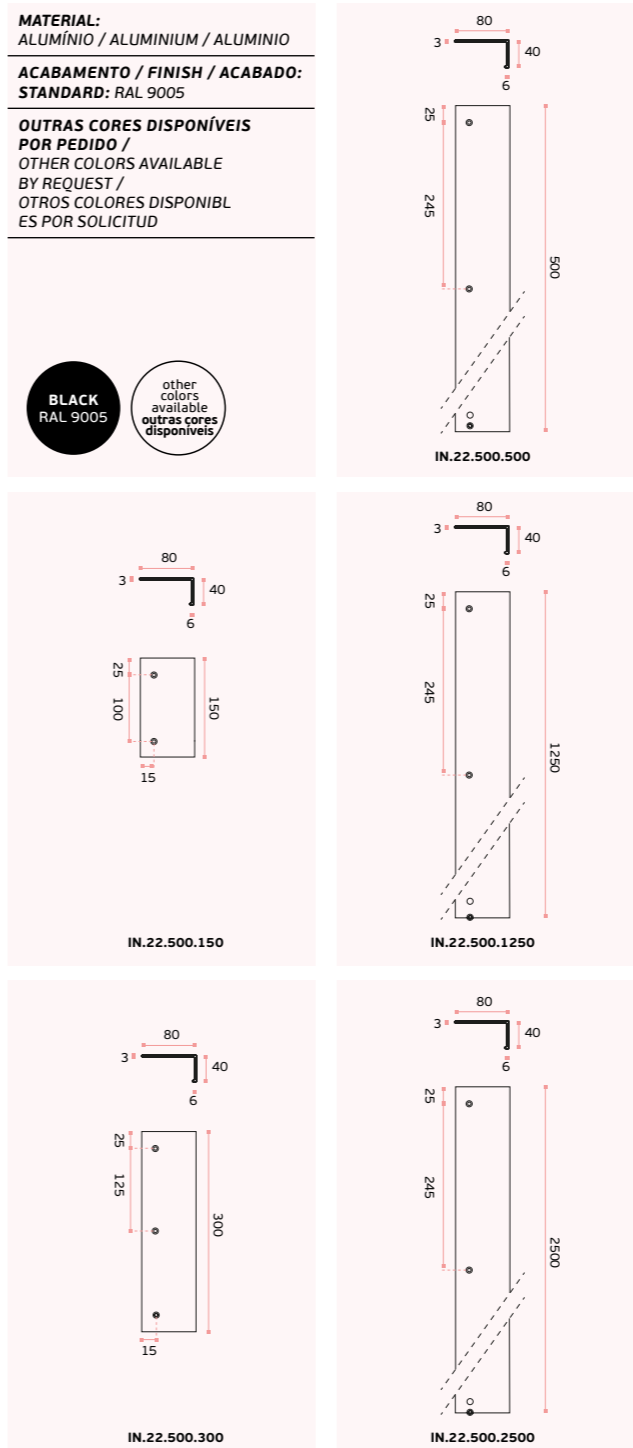


PUXADOR REFORÇADO PARA PORTAS PESADAS HEAVY DUTY / HEAVY DUTTY PULL HANDLE FOR BIG DOORS. / POMO REFORZADO PARA PUERTAS PESADAS HEAVY DUTTY

IN.22.500. Puxador de móvel ou para porta interior / Furniture knob or door pull handle / Pomo de mueble o de puerta interior.

MATERIAL: ALUMÍNIO / ALUMINIUM / ALUMINIO
ACABAMENTO / FINISH / ACABADO: STANDARD: RAL 9005
OUTRAS CORES DISPONÍVEIS POR PEDIDO / OTHER COLORS AVAILABLE BY REQUEST / OTROS COLORES DISPONIBLES POR SOLICITUD

BLACK RAL 9005
 other colors available
 outras cores disponíveis



ASAS DE PORTA / PULL HANDLES / MANILLONES.



.P
 Polido
 Mirror polished
 Pulido

.TB
 PVD
 Titanium
 black

.TG
 PVD
 Titanium
 gold

.TCO
 PVD
 Titanium
 copper

.TCH
 PVD
 Titanium
 chocolate

IN.00.165

Puxador fixo /
Fixed knob /
Pomo fijo.
Design: Christian Magalhães

IN.00.165.D
Puxador fixo duplo /
Double fixed knob /
Pomo fijo doble.

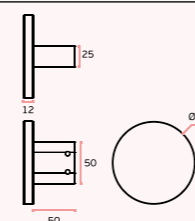
.TB **.TG** **.TCO** **.TCH**

MATERIAL: EN 1.4301 / AISI 304

ACABAMENTO / FINISH / ACABADO:
STANDARD: SATINADO / SATIN / SATIN

OPTIONAL: PVD TITANIUM COATED

.TB / .TG / .TCO / .TCH



SOLID ■

ACESSÓRIOS / ACCESSORIES

MFU M6 --- INCLUDED

IN.00.165.D PREPARADA PARA VIDRO /
IN.00.165.D READY FOR GLASS



IN.00.165.TB
 Titanium Black



IN.00.165.TG
 Titanium Gold



IN.00.165.TCO
 Titanium Copper



IN.00.165.TCH
 Titanium Chocolate

IN.00.168

Puxador fixo /
Fixed knob /
Pomo fijo.
Design: Christian Magalhães

IN.00.168.D
Puxador fixo duplo /
Double fixed knob /
Pomo fijo doble.

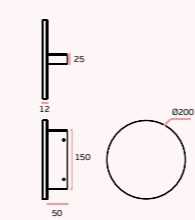
.TB **.TG** **.TCO** **.TCH**

MATERIAL: EN 1.4301 / AISI 304

ACABAMENTO / FINISH / ACABADO:
STANDARD: SATINADO / SATIN / SATIN

OPTIONAL: PVD TITANIUM COATED

.TB / .TG / .TCO / .TCH



SOLID ■

ACESSÓRIOS / ACCESSORIES

MFU M6 --- INCLUDED

PREPARADA PARA VIDRO /
READY FOR GLASS



ASAS DE PORTA / PULL HANDLES / MANILLONES.

IN.00.166

Puxador fixo/ Fixed knob / Pomo fijo.

Design: Christian Magalhães

IN.00.166.D

Puxador fixo duplo/ Double fixed knob / Pomo fijo doble.

Design: Christian Magalhães

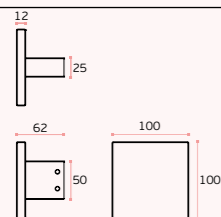


MATERIAL: EN 1.4301 / AISI 304

ACABAMENTO / FINISH / ACABADO:
STANDARD: SATINADO / SATIN / SATIN

OPTIONAL: PVD TITANIUM COATED

.TB / .TG / .TCO / .TCH



SOLID ■

ACESSÓRIOS / ACCESSORIES

MFU M6 --- INCLUDED

PREPARADA PARA VIDRO /
READY FOR GLASS



IN.00.167

Puxador fixo/ Fixed knob / Pomo fijo.

Design: Christian Magalhães

IN.00.167.D

Puxador fixo duplo/ Double fixed knob / Pomo fijo doble.

Design: Christian Magalhães

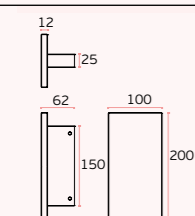


MATERIAL: EN 1.4301 / AISI 304

ACABAMENTO / FINISH / ACABADO:
STANDARD: SATINADO / SATIN / SATIN

OPTIONAL: PVD TITANIUM COATED

.TB / .TG / .TCO / .TCH



SOLID ■

ACESSÓRIOS / ACCESSORIES

MFU M6 --- INCLUDED

PREPARADA PARA VIDRO /
READY FOR GLASS



.P
Polido
Mirror polished
Pulido

.TB
PVD
Titanium
black

.TG
PVD
Titanium
gold

.TCO
PVD
Titanium
copper

.TCH
PVD
Titanium
chocolate

.P
Polido
Mirror polished
Pulido

.TB
PVD
Titanium
black

.TG
PVD
Titanium
gold

.TCO
PVD
Titanium
copper

.TCH
PVD
Titanium
chocolate

IN.00.169

Puxador fixo/ Fixed knob / Pomo fijo.

Design: Christian Magalhães

IN.00.169.D

Puxador fixo duplo/ Double fixed knob / Pomo fijo doble.

Design: Christian Magalhães

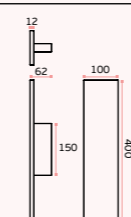


MATERIAL: EN 1.4301 / AISI 304

ACABAMENTO / FINISH / ACABADO:
STANDARD: SATINADO / SATIN / SATIN

OPTIONAL: PVD TITANIUM COATED

.TB / .TG / .TCO / .TCH



SOLID ■

ACESSÓRIOS / ACCESSORIES

MFU M6 --- INCLUDED

PREPARADA PARA VIDRO /
READY FOR GLASS



Accesórios /
Accessories /
Accesorios

Pg. 444



Accesórios /
Accessories /
Accesorios

Pg. 444



IN.00.169.TB
Titanium Black



IN.00.169.TG
Titanium Gold



IN.00.169.TCO
Titanium Copper



IN.00.169.TCH
Titanium Chocolate

ASAS DE PORTA / PULL HANDLES / MANILLONES.

IN.23.600.35.2000 (*) IN.23.600.35.3000

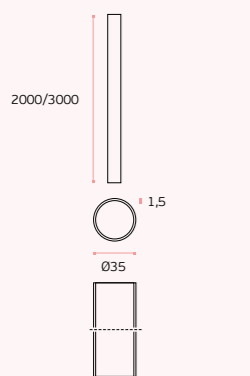
Asas modulares / Modular door handles / Manillones modulares.



MATERIAL: EN 1.4301 / AISI 304

ACABAMENTO / FINISH / ACABADO: STANDARD: SATINADO / SATIN / SATIN

(*) Acabamento em PVD titânio até 2000mm / PVD titanium finish until 2000mm / Acabado en PVD titânio hasta 2000mm.



TUBULAR □



IN.00.23.600.0.35.2000.TB
Titanium Black



IN.00.23.600.0.35.2000.TCO
Titanium Copper



IN.00.23.600.0.35.2000.TG
Titanium Gold



IN.00.23.600.0.35.2000.TCH
Titanium Chocolate

.P Polido / Mirror polished / Pulido

.TB PVD Titanium black

.TG PVD Titanium gold

.TCO PVD Titanium copper

.TCH PVD Titanium chocolate

.P Polido / Mirror polished / Pulido

.TB PVD Titanium black

.TG PVD Titanium gold

.TCO PVD Titanium copper

.TCH PVD Titanium chocolate

IN.07.701 Asas modulares / Modular door handles / Manillones modulares.

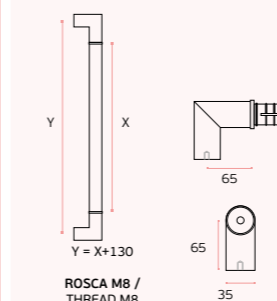


MATERIAL: EN 1.4301 / AISI 304

ACABAMENTO / FINISH / ACABADO: STANDARD: SATINADO / SATIN / SATIN

OPTIONAL: PVD TITANIUM COATED

.TB / .TG / .TCO / .TCH



ROSCA M8 / THREAD M8



TUBULAR □

ACESSÓRIOS / ACCESSORIES

Unifix M8

OPCIONAL / OPTIONAL

IN.08.ADM.35

IN.08.ASM.35

OPCIONAL VIDRO / OPTIONAL GLASS

IN.08.ADV.35 Dupla para vidro / double glass

IN.08.ASV.35 Simples vidro / single glass



IN.07.702 Asas modulares / Modular door handles / Manillones modulares.

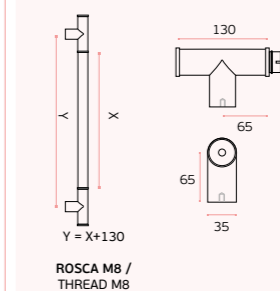


MATERIAL: EN 1.4301 / AISI 304

ACABAMENTO / FINISH / ACABADO: STANDARD: SATINADO / SATIN / SATIN

OPTIONAL: PVD TITANIUM COATED

.TB / .TG / .TCO / .TCH



ROSCA M8 / THREAD M8



TUBULAR □

ACESSÓRIOS / ACCESSORIES

Unifix M8

OPCIONAL / OPTIONAL

IN.08.ADM.35

IN.08.ASM.35

OPCIONAL VIDRO / OPTIONAL GLASS

IN.08.ADV.35 Dupla para vidro / double glass

IN.08.ASV.35 Simples vidro / single glass



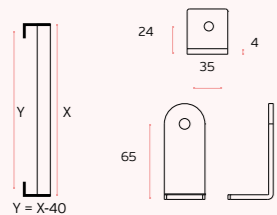
IN.07.601 + IN.23.600.35.2000/3000

Asas modulares / Modular door handles / Manillones modulares.



MATERIAL: EN 1.4301 / AISI 304

ACABAMENTO / FINISH / ACABADO: STANDARD: SATINADO / SATIN / SATIN



Y = X-40



TUBULAR □

ACESSÓRIOS / ACCESSORIES

OPCIONAL VIDRO / OPTIONAL GLASS

IN.08.AAM Dupla para vidro / double glass

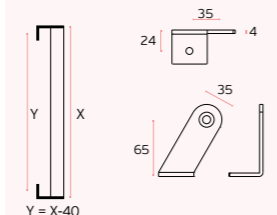
IN.07.603 + IN.23.600.35.2000/3000

Asas modulares / Modular door handles / Manillones modulares.



MATERIAL: EN 1.4301 / AISI 304

ACABAMENTO / FINISH / ACABADO: STANDARD: SATINADO / SATIN / SATIN



Y = X-40





TUBULAR □

ACESSÓRIOS / ACCESSORIES

OPCIONAL VIDRO / OPTIONAL GLASS

IN.08.AAM Dupla para vidro / double glass



ACESSÓRIOS / ACCESSORIES / Accesorios

Pg. 444

ACESSÓRIOS / ACCESSORIES / Accesorios

Pg. 444

IN.07.703 Asas modulares / Modular door handles / Manillones modulares..

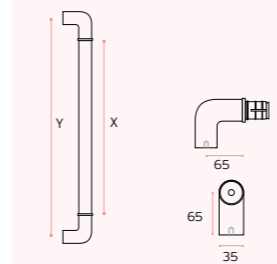


MATERIAL: EN 1.4301 / AISI 304

ACABAMENTO / FINISH / ACABADO: STANDARD: SATINADO / SATIN / SATIN

OPTIONAL: PVD TITANIUM COATED

.TB / .TG / .TCO / .TCH



Y = X+130

ROSCA M8 / THREAD M8



TUBULAR □

ACESSÓRIOS / ACCESSORIES

Unifix M8

OPCIONAL / OPTIONAL

IN.08.ADM.35

IN.08.ASM.35

OPCIONAL VIDRO / OPTIONAL GLASS

IN.08.ADV.35 Dupla para vidro / double glass

IN.08.ASV.35 Simples vidro / single glass



IN.07.704 Asas modulares / Modular door handles / Manillones modulares..

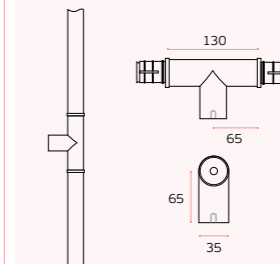


MATERIAL: EN 1.4301 / AISI 304

ACABAMENTO / FINISH / ACABADO: STANDARD: SATINADO / SATIN / SATIN

OPTIONAL: PVD TITANIUM COATED

.TB / .TG / .TCO / .TCH



ROSCA M8 / THREAD M8



TUBULAR □

ACESSÓRIOS / ACCESSORIES

Unifix M8

OPCIONAL / OPTIONAL

IN.08.ADM.35

IN.08.ASM.35

OPCIONAL VIDRO / OPTIONAL GLASS

IN.08.ADV.35 Dupla para vidro / double glass

IN.08.ASV.35 Simples vidro / single glass



ASAS DE PORTA PARA VIDRO /
PULL HANDLES FOR GLASS DOORS /
MANILLONES PARA PUERTAS DE CRISTAL.



IN.07.201.V.600
Asas para portas de correr em vidro / Pull handles for glass sliding doors / Manillones para puertas correderas de cristal.

P
Polido
Mirror polished
Pulido

.TB
PVD
Titanium
black

.TG
PVD
Titanium
gold

.TCO
PVD
Titanium
copper

.TCH
PVD
Titanium
chocolate

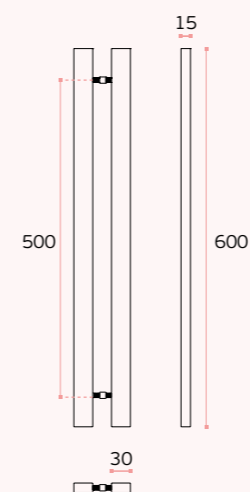


MATERIAL: EN 1.4301 / AISI 304

ACABAMENTO / FINISH / ACABADO:
STANDARD: SATINADO / SATIN / SATIN

OPTIONAL: PVD TITANIUM COATED

.TB / .TG / .TCO / .TCH



TUBULAR

Accessories /
Accesorios /
Accessories

PARA VIDRO / FOR GLASS / PARA CRISTAL



Pg. 444

IN.07.201.V.1200 (*)
Asas para portas de correr em vidro / Pull handles for glass sliding doors / Manillones para puertas correderas de cristal.

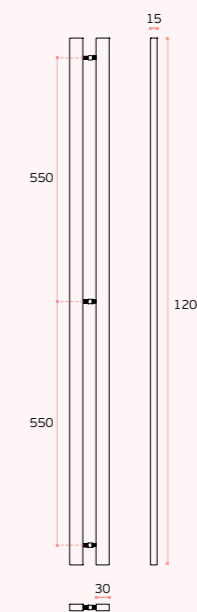
MATERIAL: EN 1.4301 / AISI 304

ACABAMENTO / FINISH / ACABADO:
STANDARD: SATINADO / SATIN / SATIN

OPTIONAL: PVD TITANIUM COATED


.TB / .TG / .TCO / .TCH

(*) Acabamento em PVD titânio até 1000mm / PVD titanium finish until 1000mm / Acabado en PVD titanio hasta 1000mm.



TUBULAR

PARA VIDRO / FOR GLASS / PARA CRISTAL



ASAS DE PORTA PARA VIDRO / PULL HANDLES FOR GLASS DOORS / MANILLONES PARA PUERTAS DE CRISTAL.

ASAS DUPLAS PARA PORTAS DE VIDRO COM FECHADURA INTEGRADA, PERMITE O FECHO COM CHAVE PELO EXTERIOR.

O SISTEMA DE BLOQUEIO TRABALHA COM UM CILINDRO EUROPEU, PERMITINDO A TROCA FÁCIL. ALTO NÍVEL DE SEGURANÇA E SISTEMAS DE MESTRAGEM OU MESMO GRUPOS DE CHAVES IGUAIS

DOUBLE PULL HANDLES FOR GLASS DOORS WITH INTEGRATED LOCK, ALLOWS THE LOCKING WITH THE KEY FROM OUTSIDE.

THE LOCKING SYSTEM WORKS WITH A EUROPEAN CYLINDER, ALLOWING FOR EASY EXCHANGE. HIGH LEVEL OF SECURITY AND MASTERING SYSTEMS OR EVEN GROUPS OF IDENTICAL KEYS

ASAS DOBLES PARA PUERTAS DE CRISTAL CON CERRADURA INTEGRADA, PERMITE EL CIERRE CON LLAVE POR EL EXTERIOR.

EL SISTEMA DE BLOQUEO TRABAJA CON UN CILINDRO EUROPEO, PERMITIENDO EL INTERCAMBIO FÁCIL. ALTO NIVEL DE SEGURIDAD Y SISTEMAS DE ENSAYO O INCLUSO GRUPOS DE LLAVES IGUALES /

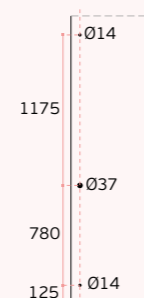
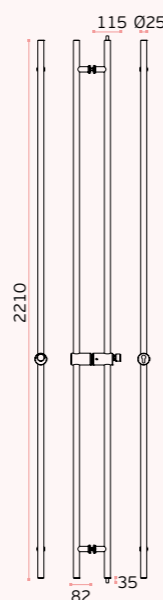
IN.07.103.D

IN.07.103.E

Asas de porta para vidro /
 Pull handles for glass doors /
 Manillones para puertas de cristal.

MATERIAL: EN 1.4301 / AISI 304

ACABAMENTO / FINISH / ACABADO:
 STANDARD: SATINADO / SATIN / SATIN



S20




10-12mm Thickness

SEMI SOLID ■

ENTALHE /
 GLASS CUT / TALADRO EN EL CRISTAL

GC56



Possibilidade de fazer mestragens. Inclui copo para chão com cobertura / Possibilidade to make master key system. Includes a dust cover for the floor / Possibilidade de hacer planos de maestramiento. Incluye vaso al suelo con cubierta.

IN.07.103.E Medida especial / Special measure / Medida especial 1800 - 2200mm

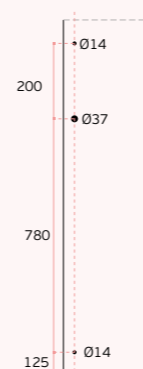
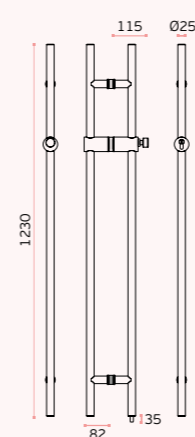
IN.07.103.F Medida especial / Special measure / Medida especial 2201 - 2500mm

IN.07.101.D

Asas de porta para vidro /
 Pull handles for glass doors /
 Manillones para puertas de cristal.

MATERIAL: EN 1.4301 / AISI 304

ACABAMENTO / FINISH / ACABADO:
 STANDARD: SATINADO / SATIN / SATIN



S20



10-12mm Thickness

SEMI SOLID ■

ENTALHE /
 GLASS CUT / TALADRO EN EL CRISTAL

GC55

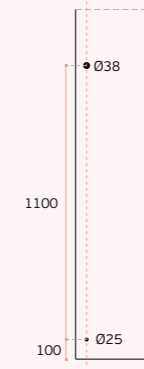
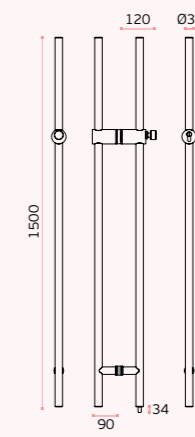


IN.07.105.D

Asas de porta para vidro /
 Pull handles for glass doors /
 Manillones para puertas de cristal.

MATERIAL: EN 1.4301 / AISI 304

ACABAMENTO / FINISH / ACABADO:
 STANDARD: SATINADO / SATIN / SATIN



S20



10-12mm Thickness

SEMI SOLID ■

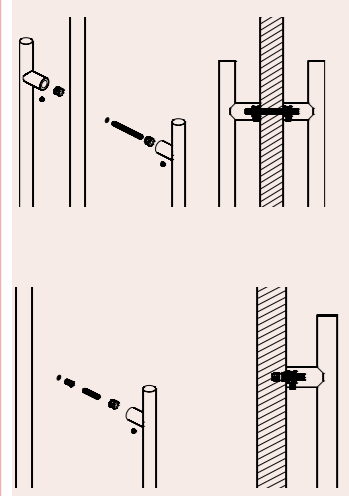
ENTALHE /
 GLASS CUT / TALADRO EN EL CRISTAL

GC57




A

Acessórios para asas de porta /
Accessories for pull handles / Accesorios para manillones



MFU INCLUDED

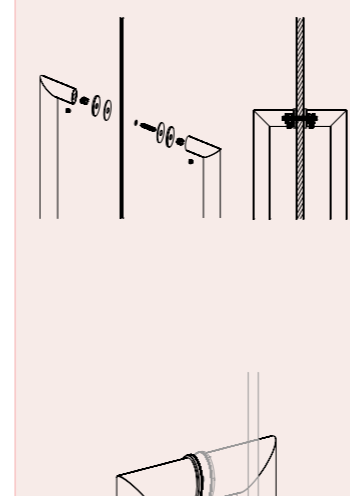
Jogo universal de adaptadores para asa dupla ou simples. Permite fazer uma asa dupla ou duas simples / Universal set of fittings for back to back handles or single. Allows to make one back to back set or two simple handles / Juego universal de adaptadores para manillon doble o simples. Permite hacer un manillon doble o dos simples.



COMPATIBILIDADE COM ASAS POR REFERÊNCIA / PULL HANDLE REFERENCE COMPATIBILITY / COMPATIBILIDAD CON TIRADORES POR REFERENCIA:

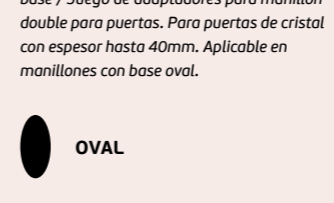
MFU M6	MFU M8
IN.00.165	IN.07.409
IN.00.166	IN.07.412
IN.00.167	IN.07.418
IN.00.168	IN.07.500
IN.00.169	IN.07.501
IN.07.002	MV.07.030
IN.07.003	
IN.07.004	
IN.07.005	
IN.07.123	
IN.07.143	
IN.07.200.16	
IN.07.204.16	
IN.07.204.19	
IN.07.207.16	
IN.07.207.19	
IN.07.281	
IN.07.281.SD	
IN.07.286.20	
IN.07.287.19	
IN.07.288.19	
IN.07.295	
IN.07.296	
IN.07.006	IN.07.286.35
IN.07.008	IN.07.286.40
IN.07.009	IN.07.287.25
IN.07.010	IN.07.287.30
IN.07.031	IN.07.287.35
IN.07.124	IN.07.288.25
IN.07.125	IN.07.288.30
IN.07.126	IN.07.289.25
IN.07.141	IN.07.289.30
IN.07.142	IN.07.289.35
IN.07.152	IN.07.290
IN.07.153	IN.07.291
IN.07.185	IN.07.292
IN.07.187	IN.07.293
IN.07.200.25	IN.07.297
IN.07.204.25	IN.07.310
IN.07.204.30	IN.07.320
IN.07.204.35	IN.07.321
IN.07.207.25	IN.07.360
IN.07.207.30	IN.07.361
IN.07.207.35	
IN.07.286.25	
IN.07.286.30	

Adaptadores com formas especiais /
Special shapes adapters / Adaptadores con formas especiales



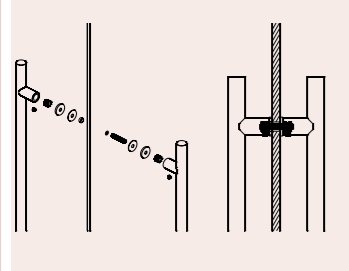
IN.08.MFU.DVO.____

Jogo de adaptadores para asa dupla para porta de vidro. Para portas com espessura até 40mm. Aplicável em asas com base oval / Set of fittings for doors with back to back fixing. For glass doors with thickness till 40mm. Applicable in pull handles with oval base / Juego de adaptadores para manillon double para puertas. Para puertas de cristal con espesor hasta 40mm. Aplicable en manillones con base oval.



COMPATIBILIDADE COM ASAS POR REFERÊNCIA / PULL HANDLE REFERENCE COMPATIBILITY / COMPATIBILIDAD CON TIRADORES POR REFERENCIA:

002	295	124
IN.07.002	IN.07.295	IN.07.124



IN.08.MFU.DV.____

Jogo de adaptadores para asa dupla para porta de vidro. Para portas com espessura até 30mm. Aplicável em asas com base redonda / Set of fittings doors with back to back fixing. For glass doors with thickness till 30mm. Applicable in pull handles with round base / Juego de adaptadores para manillon double para puertas. Para puertas de cristal con espesor hasta 30mm. Aplicable en manillones con base redonda.

COMPATIBILIDADE COM ASAS POR REFERÊNCIA / PULL HANDLE REFERENCE COMPATIBILITY / COMPATIBILIDAD CON TIRADORES POR REFERENCIA:

016	019	022	025	030	035
IN.07.204.16	IN.07.003	IN.07.409	IN.07.141	IN.07.204.30	IN.07.204.35
IN.07.207.16	IN.07.004	IN.07.418	IN.07.031	IN.07.207.30	IN.07.207.35
	IN.07.123	IN.07.412	IN.07.125	IN.07.286.30	IN.07.286.35
	IN.07.143		IN.07.185	IN.07.287.30	IN.07.286.40
	IN.07.204.19		IN.07.187	IN.07.288.30	IN.07.287.35
	IN.07.207.19		IN.07.204.25	IN.07.289.30	IN.07.289.35
	IN.07.281		IN.07.207.25	IN.07.291	IN.07.290
	IN.07.281.SD		IN.07.286.25	IN.07.292	IN.07.310
	IN.07.286.20		IN.07.287.25		
	IN.07.287.19		IN.07.288.25		
			IN.07.289.25		
			IN.07.293		
			IN.07.177		
			IN.07.179		

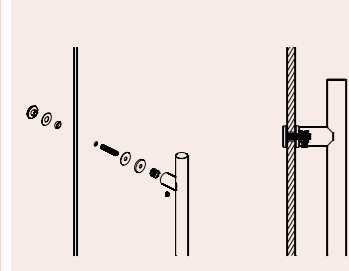


IN.08.MFU.SVO.____

Jogo de adaptadores para asa simples para porta de vidro. Para portas com espessura até 40mm. Aplicável em asas com base oval / Set of fittings for glass doors with single fixing. For doors with thickness till 40 mm. Applicable in pull handles with oval base / Juego de adaptadores para manillon simples para puertas de cristal. Para puertas con espesor hasta 40mm. Aplicable en manillones con base oval.

COMPATIBILIDADE COM ASAS POR REFERÊNCIA / PULL HANDLE REFERENCE COMPATIBILITY / COMPATIBILIDAD CON TIRADORES POR REFERENCIA:

002	295	124
IN.07.002	IN.07.295	IN.07.124



IN.08.MFU.SV.____

Jogo de adaptadores para asa simples para porta. Para portas de vidro com espessura até 30mm / Set of fittings for doors with single fixing. For glass doors with thickness till 30mm / Juego de adaptadores para manillon simples para puertas de cristal. Para puertas con espesor hasta 30mm.

COMPATIBILIDADE COM ASAS POR REFERÊNCIA / PULL HANDLE REFERENCE COMPATIBILITY / COMPATIBILIDAD CON TIRADORES POR REFERENCIA:

016	019	022	025	030	035
IN.07.204.16	IN.07.003	IN.07.409	IN.07.141	IN.07.204.30	IN.07.204.35
IN.07.207.16	IN.07.004	IN.07.418	IN.07.031	IN.07.207.30	IN.07.207.35
	IN.07.123	IN.07.412	IN.07.125	IN.07.286.30	IN.07.286.35
	IN.07.143		IN.07.185	IN.07.287.30	IN.07.286.40
	IN.07.204.19		IN.07.187	IN.07.288.30	IN.07.287.35
	IN.07.207.19		IN.07.204.25	IN.07.289.30	IN.07.289.35
	IN.07.281		IN.07.207.25	IN.07.291	IN.07.290
	IN.07.281.SD		IN.07.286.25	IN.07.292	IN.07.310
	IN.07.286.20		IN.07.287.25		
	IN.07.287.19		IN.07.288.25		
			IN.07.289.25		
			IN.07.293		
			IN.07.177		
			IN.07.179		



IN.08.MFU.DVQ.____

Jogo de adaptadores para asa dupla para porta. Para portas de vidro com espessura até 40mm. Aplicável em asas com base quadrada / Set of fittings for glass doors with back to back fixing. For doors with thickness till 40mm. Applicable in pull handles with square base / Juego de adaptadores para manillon double para puertas de cristal. Para puertas con espesor hasta 40mm. Aplicable en manillones con base cuadrada.

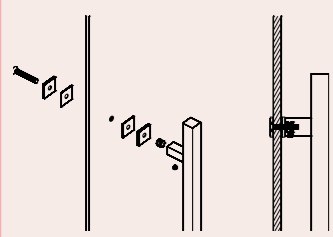
COMPATIBILIDADE COM ASAS POR REFERÊNCIA / PULL HANDLE REFERENCE COMPATIBILITY / COMPATIBILIDAD CON TIRADORES POR REFERENCIA:

16	25	25.R	30
16x16	25x25	25x25	30x30
IN.07.200.16	IN.07.008.D IN.07.200.25	IN.07.178	IN.07.142 IN.07.152 IN.07.153

A

Acessórios para asas de porta /
Accessories for pull handles / Accesorios para manillones

Adaptadores com formas especiais /
Special shapes adapters / Adaptadores con formas especiales



IN.08.MFU.SVQ.____

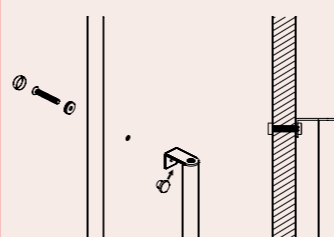
.TB .TG .TCO .TCH

Jogo de adaptadores para asa simples para porta de vidro. Para portas com espessura até 40mm. Aplicável em asas com base quadrada /
Set of fittings for doors with single fixing. For glass doors with thickness till 40 mm. Applicable in pull handles with square base / **Juego de adaptadores para manillon simples para puertas. Para puertas de cristal con espesor hasta 40mm. Aplicable en manillones con base cuadrada.**

QUADRADA
SQUARE / CUADRADA

COMPATIBILIDADE COM ASAS POR REFERÊNCIA /
PULL HANDLE REFERENCE COMPATIBILITY /
COMPATIBILIDAD CON TIRADORES POR REFERENCIA:

16 16x16 IN.07.002.16	25 25x25 IN.07.008.D IN.07.200.25	25.R 25x25 IN.07.178	30 30x30 IN.07.142 IN.07.152 IN.07.153
------------------------------------	---	-----------------------------------	---



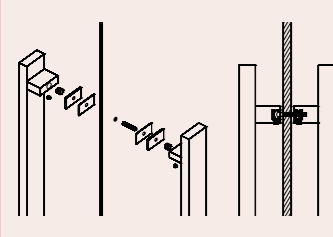
IN.08.AAM.____

.TB .TG .TCO .TCH

Jogo de adaptadores para asa de porta dupla ou simples, de madeira, metálica ou vidro. Para portas com espessura até 40mm./
Set of adapters for handle single or double wooden, metal or glass door. For doors with thickness up to 40mm. / **Conjunto de adaptadores para puerta simples o dobles de madera, metal o puerta de vidrio. Para puertas con un espesor de hasta 40 mm.**

002
IN.07.601
IN.07.603

COMPATIBILIDADE COM ASAS POR REFERÊNCIA /
PULL HANDLE REFERENCE COMPATIBILITY /
COMPATIBILIDAD CON TIRADORES POR REFERENCIA:



IN.08.MFU.DVR.____x____

.TB .TG .TCO .TCH

Jogo de adaptadores para asa dupla para porta. Para portas de vidro com espessura até 40mm. Aplicável em asas com base retangular /
Set of fittings for doors with back to back fixing. For glass doors with thickness till 40 mm. Applicable in pull handles with rectangular base / **Juego de adaptadores para manillon double para puertas. Para puertas de cristal con espesor hasta 40mm. Aplicable en manillones con base rectangular.**

RETANGULAR

COMPATIBILIDADE COM ASAS POR REFERÊNCIA /
PULL HANDLE REFERENCE COMPATIBILITY /
COMPATIBILIDAD CON TIRADORES POR REFERENCIA:

16x32 IN.07.296	36x23 IN.07.006	40x20 IN.07.005	35x25 IN.07.009	38x25 IN.07.297	20x50 IN.07.360 IN.07.361
---------------------------	---------------------------	---------------------------	---------------------------	---------------------------	--



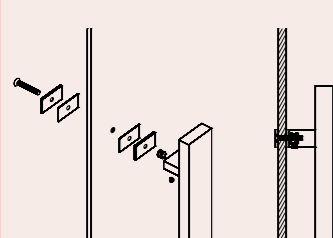
IN.08.ASMO.____

.TB .TG .TCO .TCH

Jogo de parafusos para asa simples com parafuso a atravessar a porta. Compatível com sistema MFU M8 ou UNIFIX M8. Para portas até 60mm de espessura /
Set of screws for simple pull handle with screw going through the door. Compatible with system MFU M8 or UNIFIX M8. For doors up to 60mm thick / **Conjunto de tornillos para manillones sencillos con tornillo de pasar por la puerta. Compatible con sistema de puertas MFU M8 o UNIFIX M8. Para puertas hasta 60mm de espesor.**

019 025

COMPATÍVEL COM TODAS AS ASAS COM MFU M8 OU UNIFIX M8 /
COMPATIBLE WITH ALL PULL HANDLES MFU M8 OR UNIFIX M8 / **COMPATIBLE CON SISTEMA DE PUERTAS MFU M8 O UNIFIX M8.**



IN.08.MFU.SVR.____x____

.TB .TG .TCO .TCH

Jogo de adaptadores para asa simples para porta. Para portas de vidro com espessura até 40mm. Aplicável em asas com base retangular /
Set of fittings for doors with single fixing. For glass doors with thickness till 40 mm. Applicable in pull handles with rectangular base / **Juego de adaptadores para manillon simples para puertas. Para puertas de cristal con espesor hasta 40mm. Aplicable en manillones con base rectangular.**

RETANGULAR

COMPATIBILIDADE COM ASAS POR REFERÊNCIA /
PULL HANDLE REFERENCE COMPATIBILITY /
COMPATIBILIDAD CON TIRADORES POR REFERENCIA:

16x32 IN.07.296	36x23 IN.07.006	40x20 IN.07.005	35x25 IN.07.009	38x25 IN.07.297	20x50 IN.07.360 IN.07.361
---------------------------	---------------------------	---------------------------	---------------------------	---------------------------	--



IN.08.ADM.35

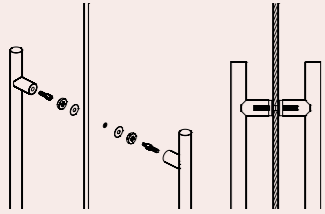
.TB .TG .TCO .TCH

Jogo de adaptadores para asa dupla. Compatível com asas redondas com sistema UNIFIX M8. Para portas de madeira ou aluminio de 35 até 50mm /
Set of fittings for back to back handles. Able for round JNF pull handles with UNIFIX M8. For wooden or aluminium door thickness from 35 to 50mm / **Juego de adaptadores para manillon double. Juego para los modelos redondos con sistema UNIFIX M8. Para puertas de madera o aluminio espesor de 35 hasta 50mm.**

COMPATIBILIDADE COM ASAS POR REFERÊNCIA /
PULL HANDLE REFERENCE COMPATIBILITY /
COMPATIBILIDAD CON TIRADORES POR REFERENCIA:

IN.07.701	IN.07.703.B
IN.07.702	IN.07.703.C
IN.07.703	IN.07.703.N
IN.07.704	IN.07.704.B
IN.07.701.B	IN.07.704.C
IN.07.701.C	IN.07.704.N
IN.07.701.N	IN.07.710
IN.07.702.B	IN.07.711
IN.07.702.C	IN.07.712
IN.07.702.N	IN.07.713


Acessórios para asas de porta /
 Accessories for pull handles / Accesorios para manillones




IN.08.ADV.35

.TB .TG .TCO .TCH

Jogo de adaptadores para asa dupla com furo M8. Compatível com asas redondas com sistema UNIFIX M8. Para portas de vidro de 6 até 12mm /
 Set of fittings for back to back handles. Able for round JNF pull handles with M8 hole UNIFIX M8. For glass door thickness from 6 to 12mm / Juego de adaptadores para manillones double com agujero M8. Juego para los modelos redondos con sistema UNIFIX M8. Para puertas de cristal espesor de 6 hasta 12mm.

COMPATIBILIDADE COM ASAS POR REFERÊNCIA /
 PULL HANDLE REFERENCE COMPATIBILITY /
 COMPATIBILIDAD CON TIRADORES POR REFERENCIA:

IN.07.701					
IN.07.702					
IN.07.703					
IN.07.704					
IN.07.701.B					
IN.07.701.C					
IN.07.701.N					
IN.07.702.B					
IN.07.702.C					
IN.07.702.N					
IN.07.703.B					
IN.07.703.C					
IN.07.703.N					
IN.07.704.B					
IN.07.704.C					
IN.07.704.N					
IN.07.710					
IN.07.711					
IN.07.712					
IN.07.713					



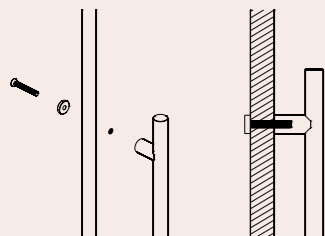
IN.08.ASV

.TB .TG .TCO .TCH

Jogo de adaptadores para asa simples para porta de vidro. Compatível com sistema MFU M8 ou UNIFIX M8. Para portas de vidro com espessura até 40mm /
 Set of fittings for glass doors with single fixing. Compatible with system MFU M8 or UNIFIX M8. For glass doors with thickness till 40mm / Juego de adaptadores para manillon simples para puertas de cristal. Compatible con sistema de puertas MFU M8 o UNIFIX M8. Para puertas de cristal con espesor hasta 40mm.

COMPATIBILIDADE COM ASAS POR REFERÊNCIA /
 PULL HANDLE REFERENCE COMPATIBILITY /
 COMPATIBILIDAD CON TIRADORES POR REFERENCIA:

Ø19	Ø20	Ø25	Ø30	Ø35
TODAS AS ASAS COM MFU M8 OU UNIFIX M8 / COMPATIBLE WITH ALL PULL HANDLES MFU M8 OR UNIFIX M8 / COMPATIBLE CON SISTEMA DE PUERTAS MFU M8 O UNIFIX M8.				



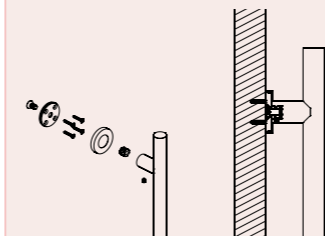
IN.08.ASM

.TB .TG .TCO .TCH

Jogo de parafusos para asa simples com parafuso a atravessar a porta. Compatível com sistema MFU M8 ou UNIFIX M8. Para portas até 60mm de espessura /
 Set of screws for simple pull handle with screw going through the door. Compatible with system MFU M8 or UNIFIX M8. For doors up to 60mm thick / Conjunto de tornillos para manillones sencillos con tornillo de pasar por la puerta. Compatible con sistema de puertas MFU M8 o UNIFIX M8. Para puertas hasta 60 mm de espesor.

COMPATIBILIDADE COM ASAS POR REFERÊNCIA /
 PULL HANDLE REFERENCE COMPATIBILITY /
 COMPATIBILIDAD CON TIRADORES POR REFERENCIA:

Ø19	Ø20	Ø25	Ø30	Ø35
PARA ASAS SIMPLES COM FURO M8 - MFU M8 OU UNIFIX M8 / FOR SINGLE PULL HANDLE WITH M8 HOLE - MFU M8 OR UNIFIX M8 / PARA MANILLONES SIMPLES CON AGUJERO M8 - MFU M8 O UNIFIX M8.				



IN.08.BRO.50

Bases redondas em aço inox para fixação de asas. Permite fixar uma asa sem necessidade de perfurar completamente a porta /
 Stainless steel base plate for pull handles. Allows the installation without trough drilling the door / Bases redondas en acero inox para sujeción de manillones. Permite fijar el manillon sin taladrar por completo la puerta.

COMPATIBILIDADE COM ASAS POR REFERÊNCIA /
 PULL HANDLE REFERENCE COMPATIBILITY /
 COMPATIBILIDAD CON TIRADORES POR REFERENCIA:

Ø16	Ø19	Ø25
IN.07.204.16 IN.07.207.16	IN.07.003 IN.07.143 IN.07.204.19 IN.07.207.19 IN.07.281 IN.07.281.SD IN.07.286.20 IN.07.287.19 IN.07.288.19 MV.07.030	IN.07.031 IN.07.125 IN.07.126 IN.07.185 IN.07.204.25 IN.07.207.25 IN.07.286.25 IN.07.287.25 IN.07.288.25 IN.07.289.25 IN.07.293 IN.07.292